

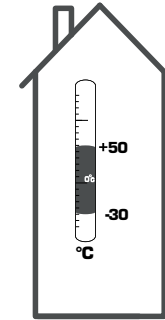


SERIES ARD100/ARD200



Series ARD100
Series ARD200

CE
LVD 2006/95/EC valid until April 19th 2016
LVD 2014/35/EU valid from April 20th 2016
EMC 2004/108/EC valid until April 19th 2016
EMC 2014/30/EU valid from April 20th 2016
RoHS 2011/65/EU



Series ARD100

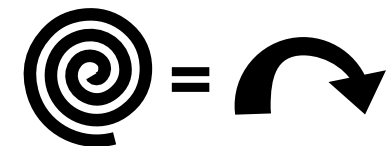
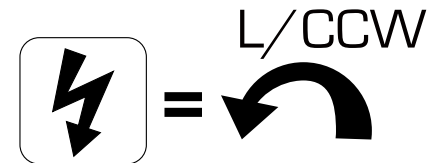

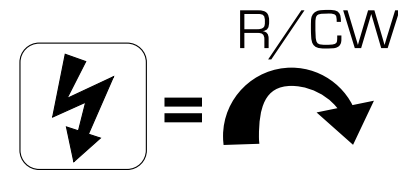


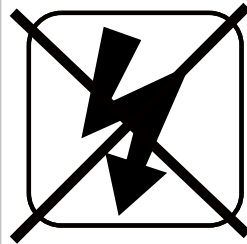


Series ARD200

Mtrl.nr. 9814 09 41 • Ritn.nr 8456 vers. A • Rev 1512



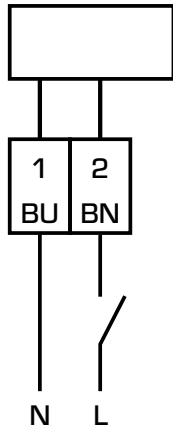
i
ARD100/
ARD200
Valve
Assembly
ARD100/
ARD200
Damper
Assembly



ARD155/ARD157/ ARD255/ARD257

**E
2A**

2-point

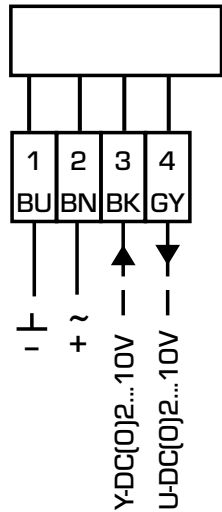


ARD155/ARD255 = 85...265V AC/DC

ARD157/ARD257 = 19...29V AC/DC

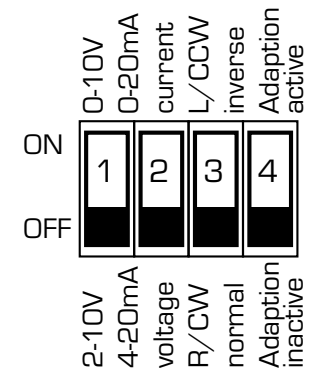
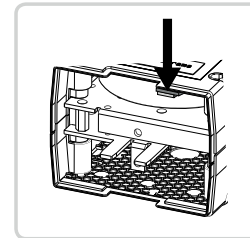
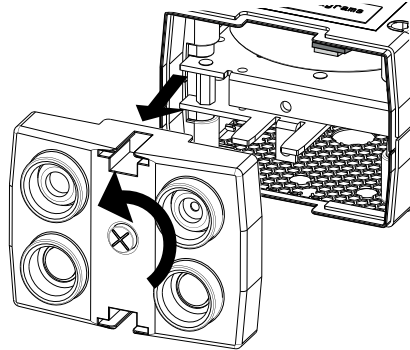
ARD169/ARD269

**E
2B**



AC 19...29 V
DC 19...29 V

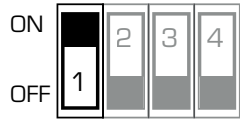
i



R/CW=Clockwise working direction
L/CCW=Counter clockwise working direction

ARD169/ARD269

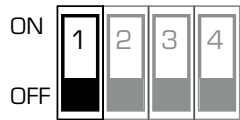
E 3a



=

Y = 0 - 10 V DC / 0-20mA

U = 0-10 V DC



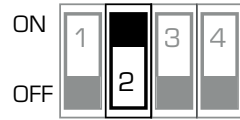
=



Y = 2 - 10 V DC / 4-20mA

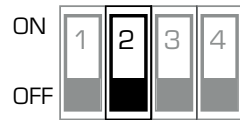
U = 2 - 10 V DC

E 3b



=

Current (mA)

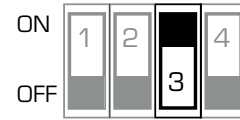


=

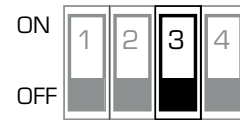
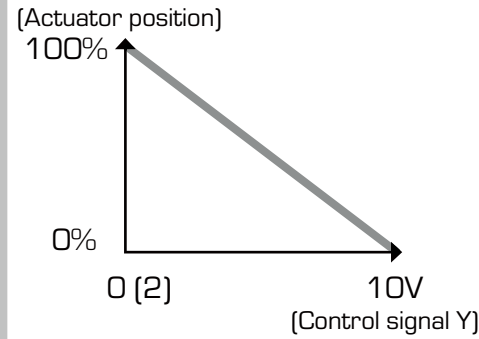


Voltage (V DC)

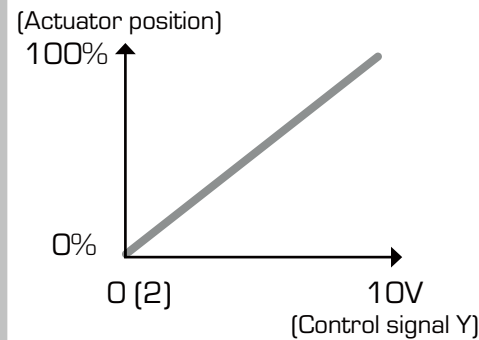
E 3c



=



=



E 3d

Adaption working range

