

Data sheet

Electronic Ignition Units EBI4, 120 V Series

Application



The EBI4, 120 V series is electronic ignition units for intermittent ignition between 2 electrodes or 1 electrode and frame in small and medium size oil or gas burners.

Low weight and small dimensions, due to high frequency operation, makes the EBI4, 120 V series very suitable for use in modern compact burners.

Connections with a plug on the primary side and bushes on the secondary side make installation and service quick and simple.


EB14 M, 120 V

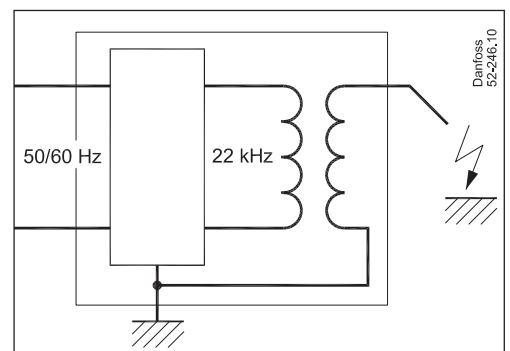
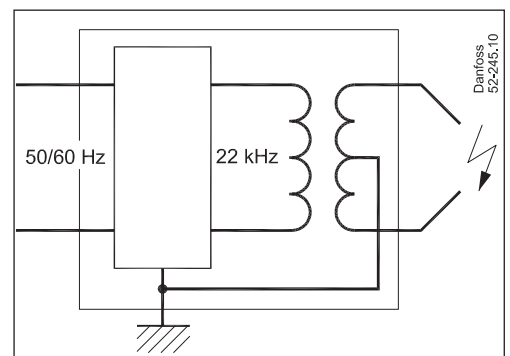
- Oil/gas burners
- 2-pole ignition
- Secondary mid-point connected to earth/frame
- 33% ED at 60°C
- Front connection for secondary cables
- 120 V

EB14 1P, 120 V

- Gas burners
- 1-pole ignition between 1 electrode and frame
- 33% ED at 60°C
- Front connection for secondary cables
- 120 V

Applications and Features

- 1- or 2-pole ignition
- Low power consumption due to high efficiency (new technology)
- Earth connection through the primary cable or through the earth terminal on the side
- Same dimensions and flexible mounting as the well-known EBI3 series
-  marking in accordance with the directives: EMC, LVD, RoHs



Data sheet

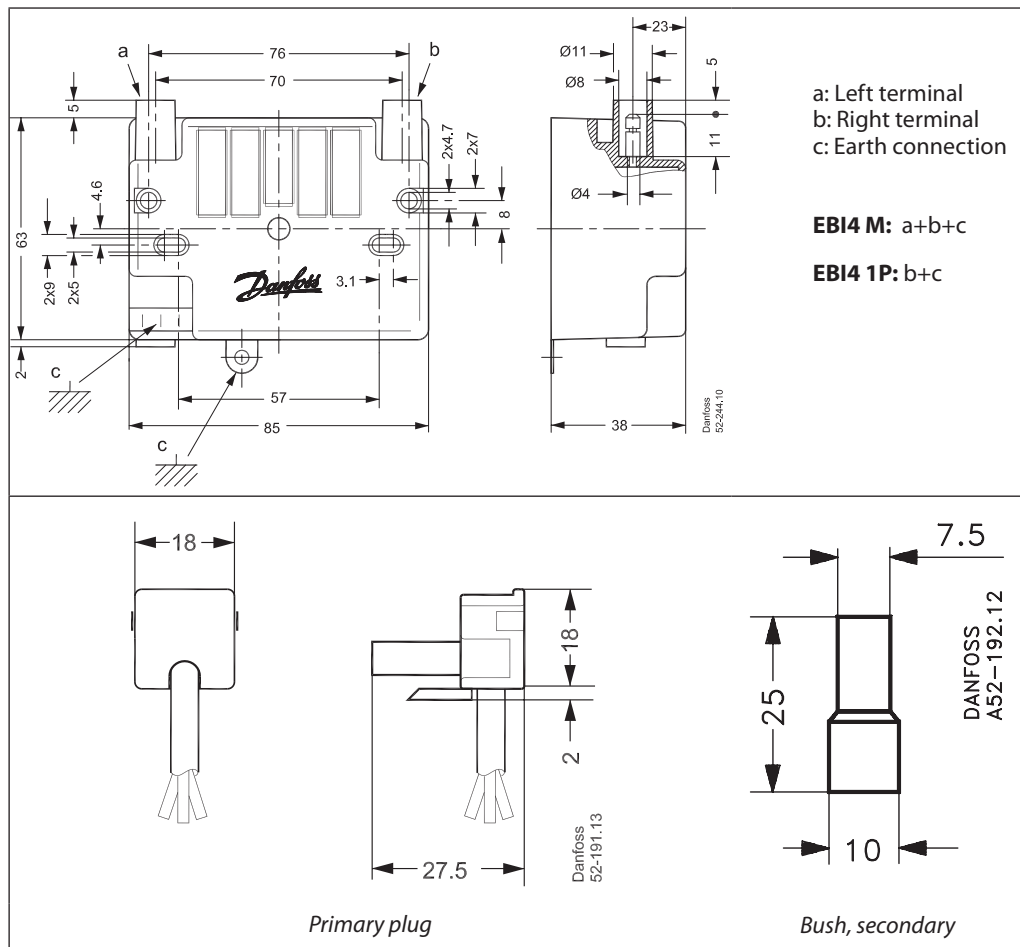
Electronic Ignition Units EBI4, 120 V Series

Technical data

Type	EBI4 M, 120 V	EBI4 1P, 120 V
Mains connection	120 V - 0.40 A - 50/60 Hz - 50 VA	
Working range	102 - 132 V	
Main fuse	max. 10 A	
Secondary connection* Short circuit current Frequency	2 × 7.5 kV amp. 40 mA (rms) 22 kHz	12 kV amp. 40 mA (rms) 22 kHz
ED in 3 minutes (cutting in)	33% at 60°C	
Ambient temperature	-10 to +60°C	
Storage temperature	-25 to +85°C	
Enclosure	IP 40 (not for secondary connections)	
Primary connection	3 × 0.5 mm ² cable with special plug	
Secondary connections	2 × Ø4 mm plugs	1 × Ø4 mm plugs
Earth connection	Through the primary cable or earth terminal on side	
Distance between electrodes	Recommended 2.5 mm to 5 mm	
Weight	235 g	

* Avoid use of divergent electrodes due to risk of electrical cable break down and too high ignition voltage.

Dimensions and connections



Additional documentation on burner components is available on <http://heating.danfoss.com/>

Danfoss A/S

Heating Segment • heating.danfoss.com • +45 7488 2222 • E-Mail: heating@danfoss.com

Danfoss can accept no responsibility for possible errors in catalogues, brochures and other printed material. Danfoss reserves the right to alter its products without notice. This also applies to products already on order provided that such alterations can be made without consequential changes being necessary in specifications already agreed. All trademarks in this material are property of the respective companies. Danfoss and all Danfoss logotypes are trademarks of Danfoss A/S. All rights reserved.