



# Flow Control Valves Technical Information

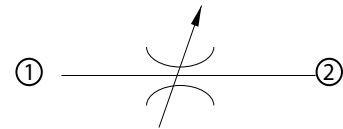
## Needle Valve, Bi-Directional

### CP618-2

#### OPERATION

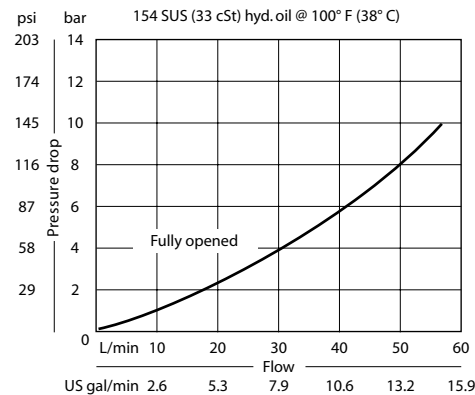
This valve is a non-pressure compensated, adjustable flow control valve.

#### Schematic



#### SPECIFICATIONS

##### Theoretical performance



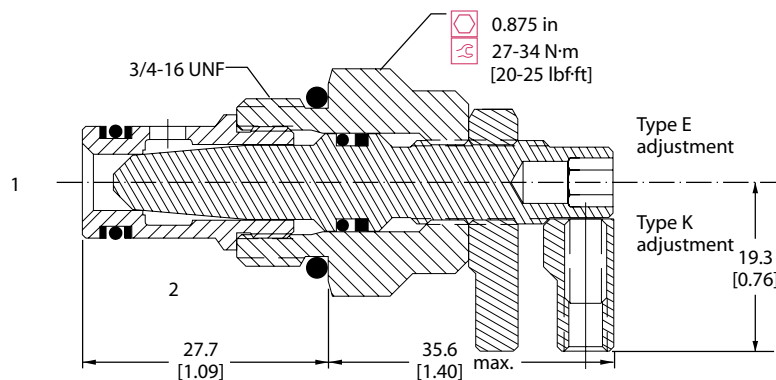
##### Specifications

Rated pressure	210 bar [3000 psi]
Rated flow at 7 bar [100 psi]	45 l/min [12 US gal/min]
Leakage	6 drops/min @ Rated pressure
Weight	0.09 kg [0.20 lb]
Cavity	SDC08-2

#### DIMENSIONS

mm in

##### Cross-sectional view



#### ORDERING INFORMATION

CP618 - 2 - B - 6S - K

##### Seals

B = Buna-N  
V = Viton

##### Housing and ports

0 = No Housing  
DG2B = AL, 1/4 BSP  
DG3B = AL, 3/8 BSP  
DG4S = AL, #4 SAE  
DG6S = AL, #6 SAE  
Other housings available

Seal kit  
120227  
120228

##### Housing P/N

No Housing  
SDC08-2-DG-2B  
SDC08-2-DG-2B  
CP08-2-4S  
CP08-2-6S

##### Adjustment option

E = External adjustment  
K = Knob adjustment