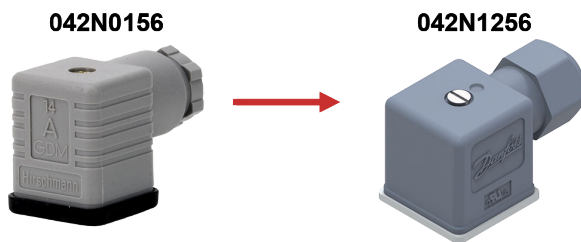


Advertisement

# Industrial cable plugs Type **IP67**





Starting May 17, 2021, the grey standard Industrial IP65 cable plug 042N0156 will be replaced by the new Industrial cable plug.

042N1256 high performance plug for the wholesaler market.

Technical comparison specification to be used in the transition period from the old to the new plug

## Cable plugs comparison

Table 1: Comparison table for industrial cable plugs

		
<b>Code no.</b>	<b>042N0156</b>	<b>042N1256</b>
<b>DIN size</b>	18	18
<b>Enclosure (IEC 60529)</b>	IP65	IP67
<b>Cable diameter</b>	Ø4.5 - 11 mm	Ø4 - 9 mm
<b>Ambient temperature</b>	-30 - 90 °C	-40 - 125°C
<b>Max. Voltage</b>	250 V AC / DC	250 V AC / DC
<b>Body material</b>	PA6 GF	PA66 GF
<b>Profiled gasket</b>	NBR	Silicone
<b>Color</b>	Grey	Grey
<b>Length</b>	34.2 mm	27 mm
<b>Height</b>	53 mm	49 mm
<b>Weight</b>	31 gram	26 gram
<b>Flammability class V-0</b>	No	Yes

## Product specification

### Cable plug



- Enclosure: Up to IP65
- For use with Danfoss coils type AL, AM, AS, AZ, BA, BB, BD, BN (Center boss), BQ, and BY
- AC / DC all voltages up to 250 V
- Approved in accordance with:
  - **UL** **US**
  - CSA
  - VDE

Table 2: Cable plug

Cable plug size	Description	Code no.
DIN 18	Cable plug according to DIN 43650-A PG 11	042N0156

### Technical data

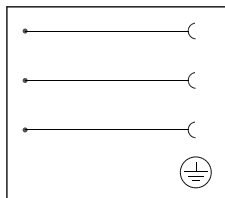
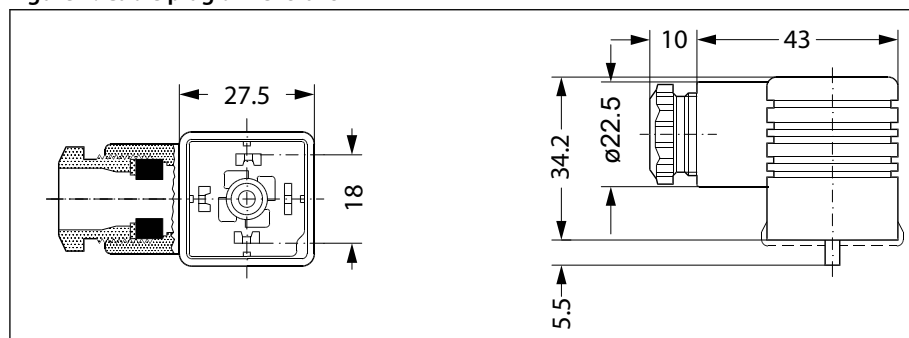


Table 3: Technical data

Type	GDM 2011 J (Grey)	
Design	DIN 43650-A	
Cable gland	PG 11	
Poles	2 + PE	
Max. voltage	250 V AC / DC	
Approvals	<b>UL</b> <b>US</b> CSA, VDE	
Enclosure	IP65 (IEC 60529)	
Max. operating current	16 A	
Contact resistance	< 10 mΩ	
Cable diameter	Ø4.5 – 11 mm	
Wire cross section	Max. 1.5 mm <sup>2</sup>	
Ambient temperature	-30 – 90 °C / -22 – 194 °F	
Materials	Contacts:	CuSn (Tin plated)
	Terminal block:	PA 6 GF
	Profiled gasket:	NBR
	Housing:	PA 6 GF

### Dimensions and weight


Figure 1: Cable plug dimensions



Weight 0.031 kg / 0.068 lbs

## Industrial cable plugs, type IP67

### Cable plug



- Enclosure: IP67 / NEMA 4X
- For use with Danfoss coils type AL, AM, AS, AZ, BA, BB, BD, BN (Center boss), BQ, and BY
- AC / DC all voltages up to 250 V
- In accordance with:
  - RoHS 2011/65/EU
  - LVD 2014/35/EU
  - CSA
- Design according to:
  - Flammability
    - UL94 V0
    - IEC 60695-11-5

Table 4: Cable plug

Cable plug size	Description	Code no.
DIN 18	Cable plug IP67	042N1256

### Technical data

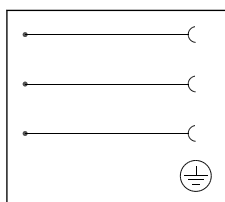
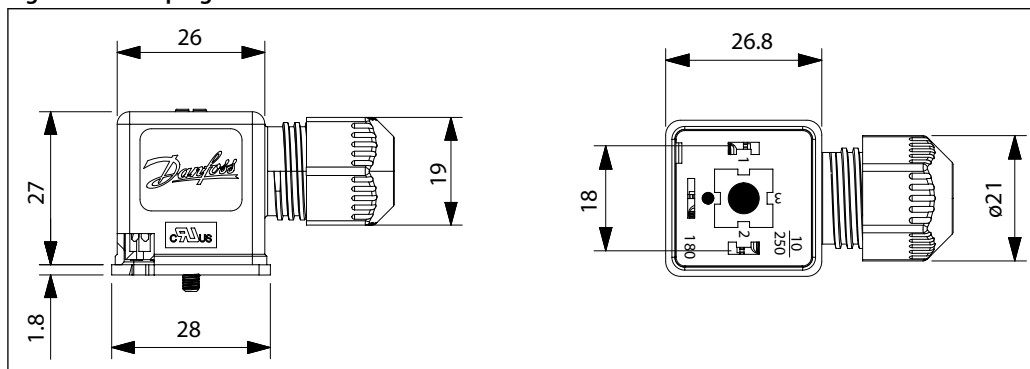


Table 5: Technical data

Type	Cable plug with Danfoss logo	
Design	EN 175301-803 Form A	
Cable gland	Ext. thread diameter range 4-9 mm	
Poles	2+1 (Earth)	
Max. voltage	250 V AC / DC	
Enclosure	IP67 (IEC 60529)	
Max. operating current	16 A	
Contact resistance	≤ 15 mΩ	
Cable diameter	Ø 4 - 9 mm	
Wire cross section	Max. 1.5 mm <sup>2</sup>	
Ambient temperature	-40 - 125 °C / -40 - 257 °F	
Materials	Housing	PA66 GF (Polymide)
	Terminal block	PA66 GF (Polymide)
	Profiled Gasket	Silicone

### Dimensions and weight

Figure 2: Cable plug dimensions



Weight: 0.026 kg / 0.057 lbs

ENGINEERING  
TOMORROW



Any information, including, but not limited to information on selection of product, its application or use, product design, weight, dimensions, capacity or any other technical data in product manuals, catalogues descriptions, advertisements, etc. and whether made available in writing, orally, electronically, online or via download, shall be considered informative, and is only binding if and to the extent, explicit reference is made in a quotation or order confirmation. Danfoss cannot accept any responsibility for possible errors in catalogues, brochures, videos and other material. Danfoss reserves the right to alter its products without notice. This also applies to products ordered but not delivered provided that such alterations can be made without changes to form, fit or function of the product. All trademarks in this material are property of Danfoss A/S or Danfoss group companies. Danfoss and the Danfoss logo are trademarks of Danfoss A/S. All rights reserved.