



The safe choice in underfloor heating

DEVI Electric Underfloor Heating Mats

Luxurious. Fast. Reliable.

Intelligent solutions
with lasting effect

Visit devi.co.uk

Warm luxury under all your floors

DEVIcomfort™ electric heating mat

Installing a DEVIcomfort mat in any room of your home creates that luxurious feeling a warm floor gives. DEVIcomfort can be installed under tiles, stone, laminate, carpet, wood and vinyl flooring giving you ultimate choice in how you decorate your rooms.

The DEVIcomfort is ideal to use on new builds and renovations, the mats are only 4mm thick, limiting the raising of the floor to the bare minimum.

We recommend you install the mats on top of insulation boards to get the best out of your heating.

DEVIwarranty™

We are so confident of the quality of our DEVI cables that every mat comes with our unique 20-year DEVIwarranty. This comprehensive warranty includes the cost of installation, the product and the flooring.



Reliability is the key

DEVIcomfort and DEVImat are exceptionally durable and fully compliant with the industry's most important product standard: IEC 60800:2009. In addition, the mats can be safely installed at temperatures as low as -5 °C, the perfect feature to extend your installation season.

Total quality control

DEVIcomfort and DEVImat are manufactured in our state-of-the-art factory. Before being packed ready for dispatch, every centimetre is minutely inspected and tested to ensure you get the best products to work with.

Easy to install

The mats are ultra sticky and won't move around while being laid making them easy to install. The visible cold lead connection make the mats suitable for almost any new build or renovation application. For added safety and durability, it also features a fully screened twin conductor with a single, easy-strip cold lead cable.



DEVIcomfort™
Luxurious. Fast. Reliable.

DEVIcomfort™ 100T (DTIR)

for timber based floors

Operation voltage:	220 - 240 V
Output:	100 W/m ²
Screen:	100% coverage; alu-foil; 0,5 mm ² tinned copper drain wire
Cold lead:	2.3 m DTWB, 2 x 1,0 mm ² , earthed
Outer sheath	PVC
Min. installation temperature:	-5°C
Standard compliance:	IEC60335-2-96
Applications:	New-build or renovation Wooden floors

Stock code	Description	Ω
140F1740	50W, area to be warmed 0.5m ²	1058
83030502	100W, area to be warmed 1.0m ²	529
83030504	150W, area to be warmed 1.5m ²	352
83030506	200W, area to be warmed 2.0m ²	264
140F1741	250W, area to be warmed 2.5m ²	211
83030510	300W area to be warmed 3.0m ²	176
83030512	350W, area to be warmed 3.5m ²	151
83030514	400W, area to be warmed 4.0m ²	132
83030516	500W, area to be warmed 5.0m ²	105
83030518	600W, area to be warmed 6.0m ²	88.1
140F1742	700W, area to be warmed 7.0m ²	75.5
140F1743	800W, area to be warmed 8.0m ²	66.1
83030524	900W, area to be warmed 9.0m ²	58.7
83030526	1000W, area to be warmed 10.0m ²	52.9
83030528	1200W, area to be warmed 12.0m ²	44.1

Maximum load on 1 thermostat	DEVIreg wired to 13A fused spur	DEVIreg wired to 16A MCB in consumer unit
Mat 100W/m ²	30 m ²	35 m ²
Mat 150W/m ²	20 m ²	23 m ²
Mat 200W/m ²	15 m ²	17 m ²

To heat larger areas fit a suitable sized supply contactor.
All DEVI underfloor heating systems must be RCD protected.

DEVIcomfort™ 150T (DTIR)

for concrete based floors

Operation voltage:	220 - 240 V
Output:	150 W/m ²
Screen:	100% coverage; alu-foil; 0,5 mm ² tinned copper drain wire
Cold lead:	2.3 m DTWB, 2 x 1,0 mm ² , earthed
Outer sheath	PVC
Min. installation temperature:	-5°C
Standard compliance:	IEC60335-2-96
Applications:	New-build or renovation Concrete floors

Stock code	Description	Ω
83030560	75W, area to be warmed 0.5m ²	705.3
83030562	150W, area to be warmed 1.0m ²	352.7
140F1744	225W, area to be warmed 1.5m ²	235.1
83030566	300W, area to be warmed 2.0m ²	176.3
140F1745	375W, area to be warmed 2.5m ²	141.1
83030570	450W, area to be warmed 3.0m ²	117.6
83030572	525W, area to be warmed 3.5m ²	100.8
83030574	600W, area to be warmed 4.0m ²	88.2
83030576	750W, area to be warmed 5.0m ²	70.5
83030578	900W, area to be warmed 6.0m ²	58.8
83030580	1050W, area to be warmed 7.0m ²	50.4
83030582	1200W, area to be warmed 8.0m ²	44.1
83030584	1350W, area to be warmed 9.0m ²	39.2
83030586	1500W, area to be warmed 10.0m ²	35.3
83030588	1800W, area to be warmed 12.0m ²	29.4

DEVImat™ 200T (DTIF)

for high heat loss areas

Operation voltage:	220 - 240 V
Output:	200 W/m ²
Screen:	0.5 mm ² Cu + 100% Alu-foil with PET
Cold lead:	3 m DTWB 1,0 mm ²
Outer sheath	PVDF
Min. installation temperature:	-5 °C
Standard compliance:	IEC60335-2-96
Applications:	New-build or renovation Concrete floors High heat loss areas Only under tile or stone

Stock code	Description	Ω
140F1735	87W, area to be warmed 0.5m ²	608
83020736	215W, area to be warmed 1.0m ²	246
83020737	285W, area to be warmed 1.5m ²	186
83020738	430W, area to be warmed 2.0m ²	123
83020739	500W, area to be warmed 2.5m ²	106
83020740	605W, area to be warmed 3.0m ²	87
140F1736	695W, area to be warmed 3.5m ²	76
83020742	845W, area to be warmed 4.0m ²	63
83020743	990W, area to be warmed 5.0m ²	53
83020744	1210W, area to be warmed 6.0m ²	44
140F1737	1385W, area to be warmed 7.0m ²	38
140F1738	1665W, area to be warmed 8.0m ²	34
140F1739	1715W, area to be warmed 9.0m ²	31
83020748	2070W, area to be warmed 10.5m ²	26

Maximum load on 1 thermostat	DEVlreg wired to 13A fused spur	DEVlreg wired to 16A MCB in consumer unit
Mat 100W/m ²	30 m ²	35 m ²
Mat 150W/m ²	20 m ²	23 m ²
Mat 200W/m ²	15 m ²	17 m ²

To heat larger areas fit a suitable sized supply contactor .
All DEVI underfloor heating systems must be RCD protected.

DEVireg™ Smart

with the DEVIsmart™ App



The DEVIsmart™ App is compatible with Android and iOS. Download the app for free from Google Play or the App Store.



The DEVireg™ Smart is designed to provide optimum heating comfort, exactly where you need it. When the thermostat is combined with the DEVIsmart™ App, it lets you stay in control of all your thermostats no matter your location.

The thermostat has a stylish design that fits into your regular wall socket and has a number of intelligent features to reduce energy costs and make cold feet a thing of the past. Quick access to control functions, an open window detection and energy consumption notifications make this thermostat the smart way to enjoy superior thermal comfort.



DEVireg Smart Black



DEVireg Smart Ivory



DEVireg Smart Polar White



DEVireg Smart Pure White



Stock code	Name	Description
140F1143	DEVireg™ Smart	DEVireg Smart Black
140F1142	DEVireg™ Smart	DEVireg Smart Ivory
140F1140	DEVireg™ Smart	DEVireg Smart Polar White
140F1141	DEVireg™ Smart	DEVireg Smart Pure White

DEVIreg™ Touch

& DEVI Room Thermostats



Polar White

Pure White

Pure Black

The DEVIreg™ Touch is the simplest, easiest-to-use controller developed for electric floor heating. It has an intuitive touch screen, the ability to work with other manufacturers' electric floor heating and several cost saving features to make it easy for you to get the best out of it. All with a simple touch.



Stock code	Name	Description
140F1064	DEVIreg™ Touch	DEVIreg Touch Pure White
140F1069	DEVIreg™ Touch	DEVIreg Touch Pure Black
140F1071	DEVIreg™ Touch	DEVIreg Touch Polar White



DEVIreg Opti



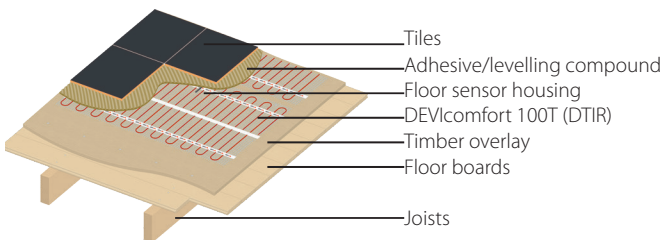
DEVIreg 130/132

Stock code	Name	Description
140F1055	DEVIreg™ Opti	Electronic Thermostat
140F1010	DEVIreg™ 130	Dial Floor Thermostat
140F1011	DEVIreg™ 132	Dial Room + Floor Thermostat

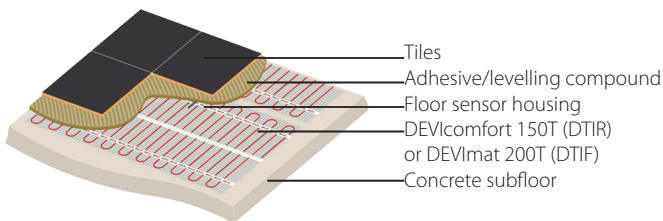
DEVI heating installation

of DEVIcomfort™ and DEVImat™

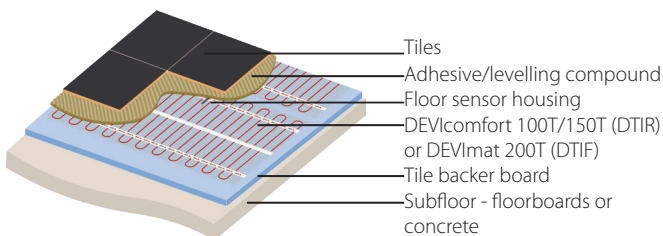
Mats on wooden floors



Mats on concrete floors



Tile backer board



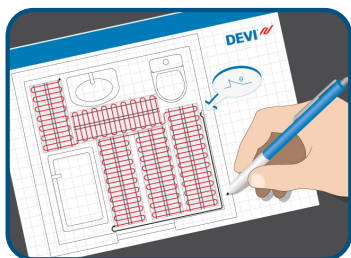
DEVI recommends the usage of suitable insulation underneath our heating systems to ensure optimum performance, reducing downward heatloss and warm up time.

Installation

of DEVIcomfort™ and DEVImat™

DEVI recommends the usage of suitable insulation underneath our heating systems to ensure optimum performance, reducing downward heatloss and increasing heat up time.

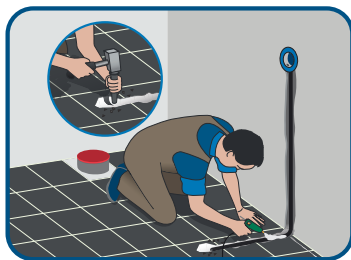
You can see a DEVI^{mat} installation video on www.youtube.com
- Search for DEVI^{mat} and pick the 'Step-by-Step' video.



Layout

Draw a sketch of the installation that shows the element layout, cold leads and connections, junction box, sensor and thermostat. Keep the sketch for future reference,


as knowing the exact locations of these components makes troubleshooting and repair easier if ever needed. Once the heating system has been laid take a photo for future reference.



Sensor tube

Cut a groove into the floor and wall 10mm deep and 10mm wide for the floor sensor and tube. The tube allows for easy removal of the floor sensor if required.

Tap up the end of the tube to stop adhesive / self-levelling compound getting in.



Clean subfloor

Ensure the subfloor is level, secure, smooth, dry and clean.

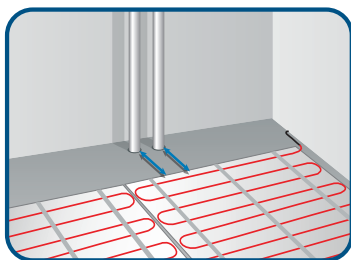


Lay mat

Start laying the mat. When you reach the end of the mat run simply cut the mesh and turn the mat. The red cable must **NOT** be cut.

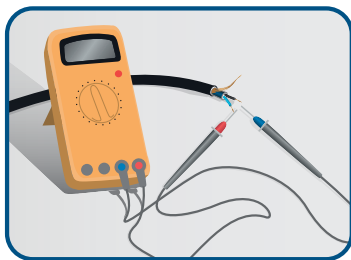
Do not tape over the cables nor install the cables less

than 50mm apart to prevent overheating.



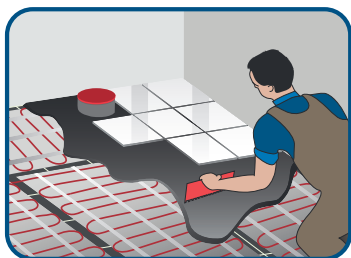
Conductive parts

The element needs to be a minimum of 30mm away from conductive parts e.g. water pipes.



Measure Ohm

Regularly measure ohmic resistance and insulation resistance during installation.



Self levelling compound

It is recommended that you cover the mats with a layer of flexible self levelling compound and allow to dry. Then use flexible adhesive and grout when tiling.

Danish quality *you can rely on*

Based in Denmark, DEVI specialises exclusively in high-quality electric heating solutions. We have the world's largest research centre and have been a market leader since we were founded in 1942. Our extensive quality control process ensures both the quality of our products and the satisfaction of the

people who use them. And for ultimate reassurance, we offer up to 20-year product warranties on our heat mats and cables – which even include floor replacement costs! We also offer an outstanding 5-year warranty on our DEVIreg™ Touch & DEVIreg™ Smart thermostats.

DEVI
WARRANTY
The best in the market

DEVI Stockist



DEVI Electric Heating Systems
Danfoss Ltd
Phone: 0330 808 6888
E-mail: customerservice.uk@danfoss.com
Visit devi.co.uk

DEVI® 
by Danfoss