

How to set up a Gmail connection in an AK-SM 8xxA?

Description

First action is to organize an email account.

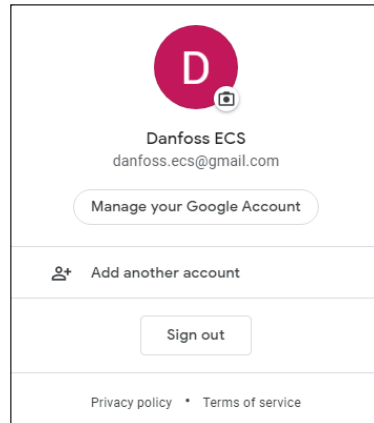
In the below example we have the following data (**Note:** the password needs to be replaced with a real one):

Server name : smtp.gmail.com
User : danfoss.ecs@gmail.com
Password : aliasadmin12345
Port : 587

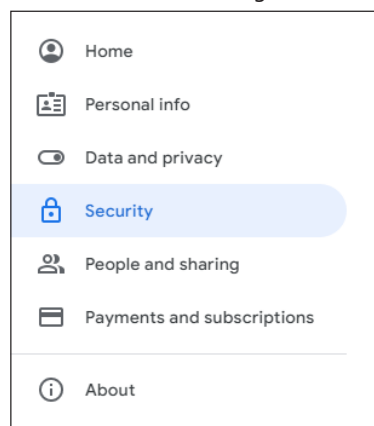
Attention!

On your email account it is important that 3rd party devices, like the AK-SM 8xxA, are allowed to send messages.

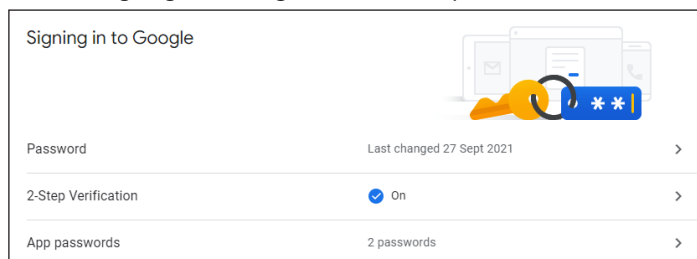
1. When you have logged into your Google Account, go to "Manage your Google Account".



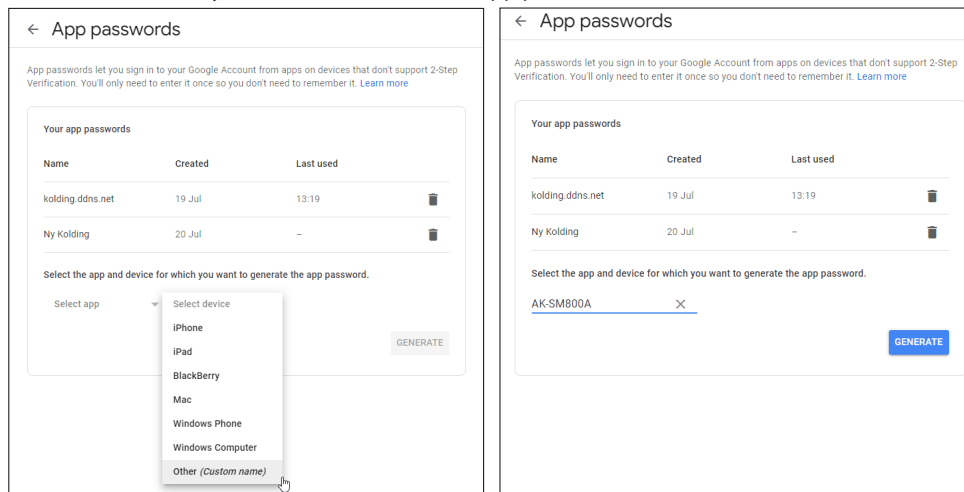
2. On the left side menu go to "Security".



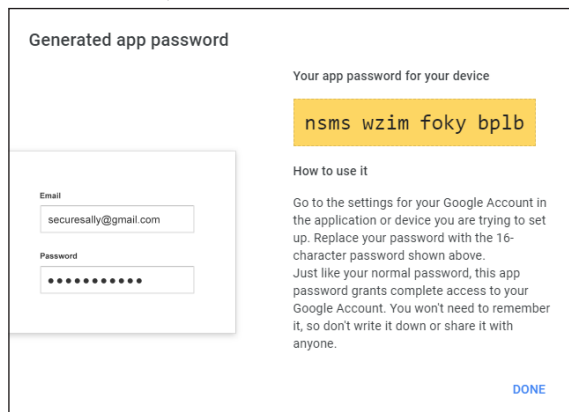
3. In the "Signing in to Google" enable "2-Step Verification" and follow the guide on screen.



4. When this is done you need to create a new "App password" to be used with the AK-SM 8xxA.



5. The Google system will now create a password that has to be used in your AK-SM 8xxA (remember to take a copy of the password, because it cannot be retrieved afterwards)

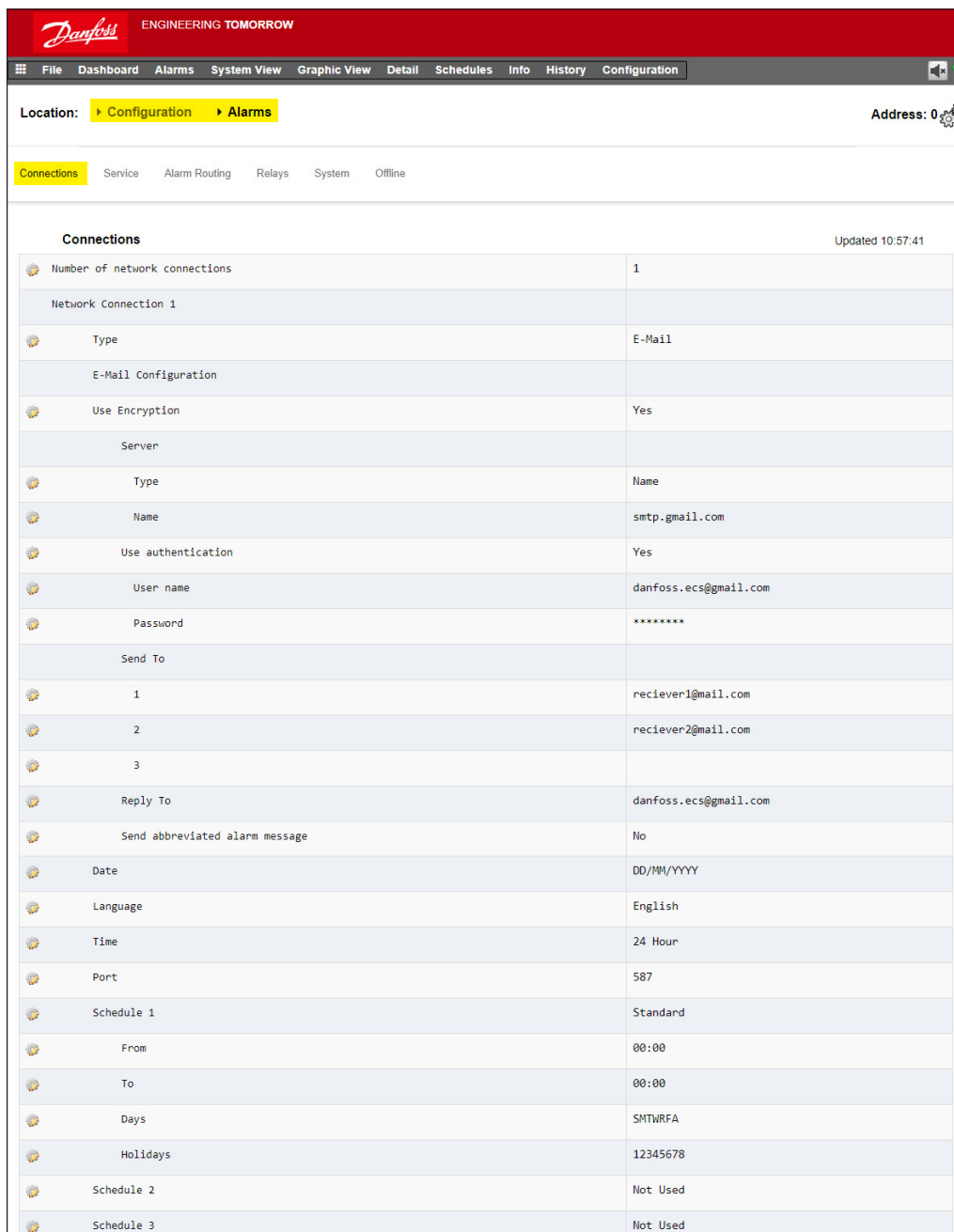


If it is still not working use following [link](#) and follow the steps.

How to configure the SM 8xxA?

If you are accessing through StoreviewBrowser5 go to "Configuration" → "Alarms" and then "Connections":

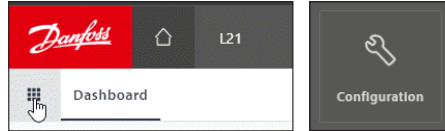
Fig. 1:



Type in all data as shown above incl. the receiver mail addresses.

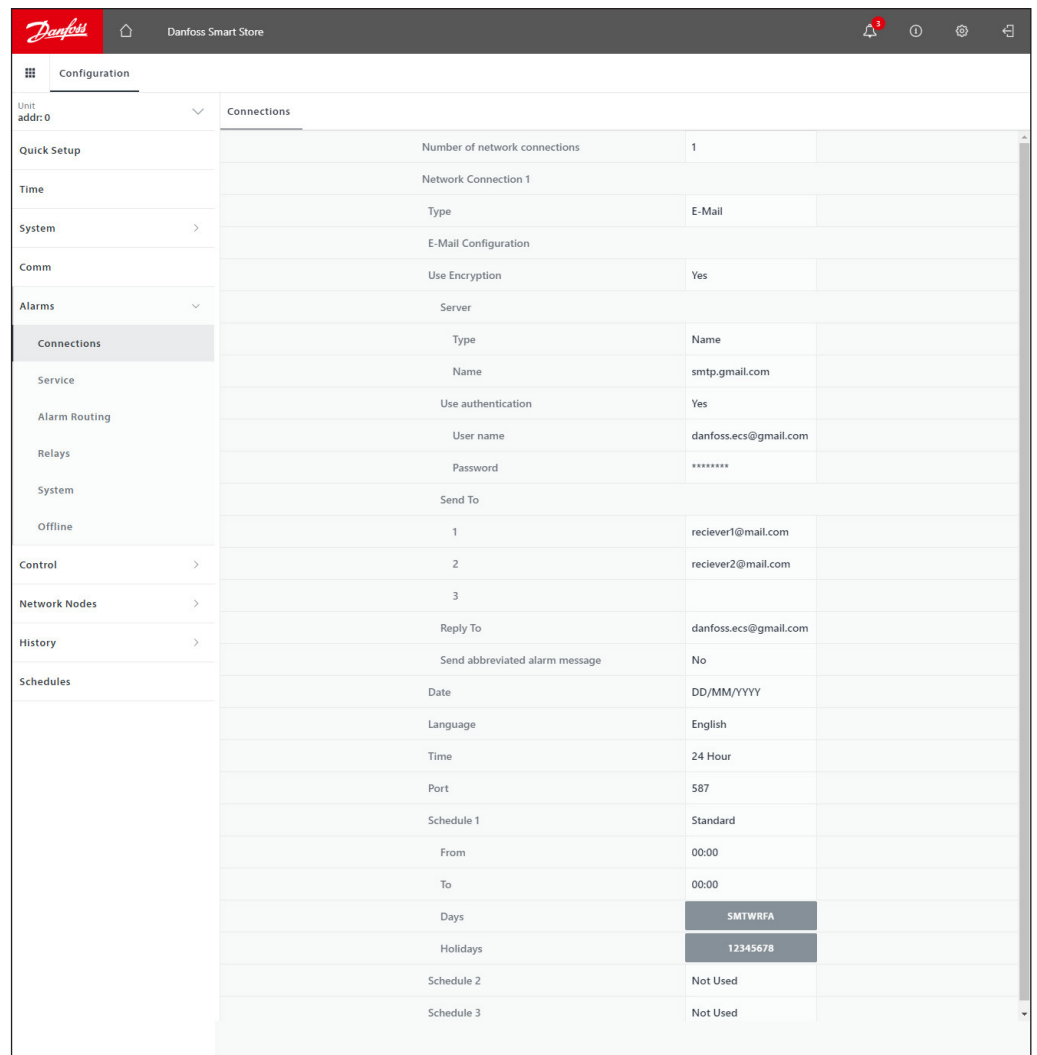
If you are logging in via Storeview WEB click on the app menu and select “Configuration”:

Fig. 2:



Then you need to go to “Connections” and type in all data (as was shown in Fig. 1 also).

Fig. 3:



Danfoss A/S

Climate Solutions • danfoss.com • +45 7488 2222

Any information, including, but not limited to information on selection of product, its application or use, product design, weight, dimensions, capacity or any other technical data in product manuals, catalogues descriptions, advertisements, etc. and whether made available in writing, orally, electronically, online or via download, shall be considered informative, and is only binding if and to the extent, explicit reference is made in a quotation or order confirmation. Danfoss cannot accept any responsibility for possible errors in catalogues, brochures, videos and other material. Danfoss reserves the right to alter its products without notice. This also applies to products ordered but not delivered provided that such alterations can be made without changes to form, fit or function of the product.

All trademarks in this material are property of Danfoss A/S or Danfoss group companies. Danfoss and the Danfoss logo are trademarks of Danfoss A/S. All rights reserved.