

ENGINEERING
TOMORROW

Danfoss

Navigating the **Singapore Green Mark 2021** Standard with Danfoss

Score up to

12.5

Points on
GM2021

www.danfoss.com

Green Mark 2021

Building and Construction Authority (BCA)

Energy Efficiency (EE)
– Only prerequisite in GM 2021.



Go to Sustainability section developed to address the UN SDG's Page 12

	Energy Savings Prerequisite					Intelligence	Health & Well-being	Whole Life Carbon	Maintainability	Resilience
	≥40%	≥50%	≥55%	≥60%	ZE					
GM 2021 Certification										
SLE				X	X					N/A
Platinum SLE				X	X					40 points
Gold Plus SLE				X	X					30 points
Platinum			X							40 points
Gold Plus		X								30 points
Gold*	X									

* Gold Rating ONLY applicable to In-Operation buildings (already certified based on previous standard).
** ZE (Zero Energy) and PE (Positive Energy) are awarded only if SLE rating is reached and if energy production of the building is equal or higher than consumption.

Green Mark 2015



	Energy Savings Prerequisite			Climatic Responsive Design	Building Performance	Advanced Green Efforts	Resource Stewardship	Smart & Healthy Building
	≥25%	≥30%	≥60%	— 30 points for each section — 20 points for Advanced Green Efforts — Up to 15 points for Specialised buildings				
GM 2021 Certification								
SLE			X	N/A				
Platinum		X		≥70 points				
Gold Plus	X			≥60 points				
Gold*				≥50 points				

* SLE requires a minimum Rating of Gold with additional energy savings prerequisite.

Over

3000

certified Green
Buildings in
Singapore



Green Mark 2021

EE Standards: Three Pathways

(BCA)

EE standard raised from GM: 2015 levels to set higher minimum regulatory standards in environmental sustainability for new and existing buildings. Parallel EE pathways developed to meet the new aggressive EE standards.

EE	Energy Performance
In	Intelligence
Hw	Health & Well-being
Cn	Whole life Carbon
Mt	Maintainability
Re	Resilience

Pathway 1

Energy Consumption based, using the Energy Use Intensity (EUI).

See Page 8

Pathway 2

Deemed-to-comply prescriptive performance, using Fixed Metrics.

See Page 9

Pathway 3

Performance-based energy modelling for Energy Savings calculation.

See Page 11



Energy Performance through one of the three pathways

Data Driven and Flexible

Aligned to real project performance with validated data. Flexible routes for projects to demonstrate their performance.

Outcome based

Full recognition of passive design strategies and renewable energy systems contribution to energy savings.

Supportive of innovation

Encourage the use of new technologies, approaches and solutions to energy performance.

Minimum Requirements	New	Existing
AC Total Systems Efficiency	0.8	0.9
Airside efficiency for buildings	0.18	0.2
EUI occupancy rate	100%	>60%
Renewable Energy Included	On-Site	

Only prerequisite in GM: 2021

Energy Efficiency Pathways	EUI	Mixed Metrics	Energy
Building type	Pathway 1	Pathway 2	Pathway 3
Commercial			
Office Buildings	•	•	•
Hotels	•	•	•
Retail Buildings	•	•	•
Educational			
IHL (University, Politechnics and ITE)	•	•	•
Private Schools and Colleges	•	•	•
Junior Colleges (MOE)	•	•	•
Secondary Schools (MOE)	•	•	•
Primary Schools (MOE)	•	•	•
Healthcare			
Hospitals	•	•	•
Community Hospitals	•	•	•
Polyclinic	•	•	•
Nursing Home / Youth Homes	•	•	•
Other Non-Residential			
Mixed Developments	by GFA mix		
Community Centres	•	•	•
Civic Buildings	•	•	•
Cultural Institutions	•	•	•
Sports and Recreation Centres	•	•	•
Religious / Place of Worship		•	•
Industrial			
High Tech Industrial		•	•
Light Industrial		•	•
Warehouses, Workshops and Others		•	•
Residential			
Multi Residential (HDB, EC, Condo)		•	
Cluster Housing		•	
Landed Housing		•	



14%
improvement in
EUI in commercial
buildings

Pathway 1. Energy Use Intensity (EUI)

Pathway 1.

Building assessed on total annual energy consumption over gross building floor area (kWh/m² /yr).

Buildings' EUI have to match values provided by Pathway 1 and EUI values are based on Energy modelling (Design).

Energy Calculation and measured data (Retrofit).

Measurement (In operation).

Building type	Gold Plus EE >50%		Platinum EE >55%		SLE EE >60%	
	DCS		DCS		DCS	
Commercial						
Office Buildings / Large - GFA >15,000sqm	155	100	140	90	115	80
Office Buildings / Small - GFA >15,000sqm	135	90	120	80	100	75
Hotel / Large - GFA >15,000sqm	230	150	220	135	190	120
Hotel / Small - GFA >15,000sqm	180	120	160	110	140	95
Retail Malls	240	156	210	140	160	125
Educational						
IHL (University, Politechnics and ITE)	130		120		90	
Private Schools and Colleges	110		100		80	
Junior Colleges (MOE)	60	N/A	50	N/A	40	N/A
Secondary Schools (MOE)	40		35		30	
Primary Schools (MOE)	40		35		30	
Healthcare						
Hospitals	375	245	340	230	300	210
Community Hospitals	230	150	210	140	185	130
Polyclinic	150	100	135	90	120	85
Nursing Home / Youth Homes	90	60	80	55	70	50
Other Non-Residential						
Mixed Developments	by GFA mix					
Community Centres	150	100	125	90	110	80
Civic Buildings	80	50	70	45	60	40
Cultural Institutions	180	115	140	100	120	85
Sports and Recreation Centres	110	70	80	65	50	35
Religious / Place of Worship	N/A					
Industrial						
High Tech Industrial	N/A					
Light Industrial						
Warehouses, Workshops and Others						

* DCS (District Cooling System) is the supply of chilled water for cooling purpose from a central source to multiple buildings through a network of pipes. Individual users purchase chilled water from the district cooling system operator and do not need to install their own air-conditioning plant.

Pathway 2. Fixed metrics

Pathway 2.

Based on key performance

metrics that make an energy efficient project. All aspects must be met individually.

- Any shortfall in performance can be made up with onsite renewables.

- For projects utilising a District Cooling System the airside performance is used.

Energy Savings Pathways	Reduced Heat Gain (EETV) (W/m ²) New development only		
	Gold Plus EE >50%	Platinum EE >55%	SLE EE >60%
Office, Institute of Higher Learning, Hospitals, High Tech, Community/Civic/Cultural/Religious	40	38	38
Retail, Private Schools	40	38	35
Hotel, MOE Primary-Secondary Schools /Junior College, Polyclinics, Nursing Homes, Light Industrial, Warehouses, Sports Buildings	40	40	40

**An artificial-intelligence (AI) enabled energy calculator is being developed to facilitate data-driven contextualised simulation and demonstration of compliance*

	Fixed Metrics		
	Gold Plus EE >50%	Platinum EE >55%	SLE EE >60%
Total System Efficiency (kW/RT)			
Non-residential Data Centers & Industrial	0.8	0.74	0.68
Healthcare Facilities	0.8	0.75	0.7
Schools	0.8	0.75	0.7
Air Side Efficiency (DCS supply)	0.2	0.18	0.16
Fan System Efficiency (W/CMH)			
Motor Power >	0.32	0.28	0.25
Motor Power >	0.17		

Energy Savings Pathways	Non AC Areas			On-Site Renewables
	Gold Plus EE >50%	Platinum EE >55%	SLE EE >60%	Platinum EE >55%
Commercial				
Office	-	10%	25%	1.1
Retail	-	5%	15%	1.1
Hotel	-	10%	30%	1.5
Educational				
MOE Primary-Secondary School	30%	50%	70%	1.5
MOE Junior College	20%	40%	60%	1.5
Private Schools	-	20%	40%	1.2
Institute of Higher learning	-	20%	50%	1.2
Healthcare				
Hospitals	-	-	15%	1.1
Polyclinics	10%	30%	50%	1.3
Nursing / Youth Homes	10%	40%	60%	1.5
Industrial				
High Tech	-	-	10%	1.1
Heavy Industrial	-	15%	30%	1.2
Warehouses	-	30%	40%	1.4
Other Non-Residential				
Civic / Sports Buildings	-	15%	30%	1.2
Community Buildings	10%	30%	40%	1.2
Cultural Buildings	-	10%	20%	1.2
Religious Buildings	-	15%	25%	1.5

*Replacement for deficiencies from other requirements with safety factor.

Integrated Energy Management & Control Systems				
	Lighting controls in accordance with SS 530: 2014.	Control device in every guestroom to switch off lighting and reduce air-conditioning loads when room is not occupied.	Energy consumption monitoring and benchmarking system.	Automatic air-condition control to respond to periods of non-use, or reduced heat load.
Gold Plus EE >50%		Hotel		
Platinum EE >55%	Office	Hotel	Private Schools, Institute of Higher Learning, Hospitals, Polyclinic	

*For non-landed residential and Lighting Power budget, refer directly to GM: 2021 EE.

Pathway 3. Energy Savings

Pathway 3.

Demonstrated energy savings

following the Green Mark Energy Modelling guideline which looks at holistic energy performance against a reference model.

The default pathway for projects not covered in Table 1A.

	Pathway 3 - Energy Savings		
	Gold Plus EE >50%	Platinum EE >55%	SLE EE >60%
Savings from BAU (2005 code)	50%	55%	60%
Savings from current reference (including DCS supply)	30%	35%	40%




Photography by Andrew Tew

Sustainability — The 5 Sections

	Sustainability Section	Repeating requirements (GM 2015 Section)	New requirements
In	<p>Intelligence</p> <p>Adoption of smart systems in the building design, construction, retrofit and operation that enable a fully integrated, automated, intelligent, responsive and aware building.</p>	4.3 Smart Building Operations.	<p>Creation of a digital twin of the building for performance and asset management.</p> <p>Analysis of user experience with building's performance.</p>
Hw	<p>Health and Wellbeing</p> <p>Design, construction, operation and retrofit of buildings that facilitate mental, physical, and social wellbeing of their occupants.</p>	4.0. Smart and Healthy Buildings.	<p>Health & Wellness programmes for both mental and physical wellness.</p> <p>Restorative & Communal Spaces for workers and occupants.</p>
Cn	<p>Whole Life Carbon</p> <p>Embodied carbon of a project, use of sustainable construction or retrofit materials and the role of tenancies in the fitting out of their spaces. Also evaluates building owners on their transition towards carbon neutrality.</p>	3.0 Resource Stewardship.	<p>Delivery of plan to reach building carbon neutrality by 2030.</p> <p>Encourage conservation of buildings and resource recovery from demolished ones.</p>
Mt	<p>Maintainability</p> <p>Scores buildings on their Design for Maintainability (DfM), which refers to designing buildings for their safe and effective maintenance to optimise lifecycle performance of the asset. Uses MiDAS evaluation tool and translates this into Green Mark points.</p>		New focus for the GM standard.
Re	<p>Resilience</p> <p>Evaluates buildings on their resilience and adaptation to climate change and use of nature-based or natural climate solutions with actions to protect, sustainably manage, and restore natural or modified ecosystems.</p>	1.0. Climatic Responsive Design.	Resilience strategy based on an adaptation assessment to climate change.



**Turbocor® Compressors
(TT & TG Series)**
Application: Compressor



Gasketed Heat Exchanger
Application: Heat Exchangers



VLT® HVAC Drive FC 102
Application: Pumps
Fans
Chillers
AHU
Cooling Tower



Danfoss-Novenco EC+®
Application: AHU / FCU



AB-QM with NovoCon® Digital Actuator
Application: FCU
AHU
Heat Exchangers

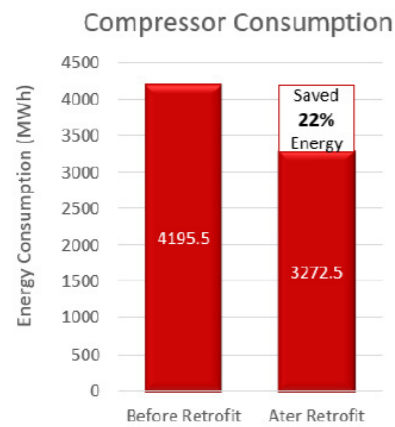
0.03 - 0.06 kW / RT
0.02 - 0.03 kW / RT
0.03 - 0.03 kW / RT
0.09 - 0.15 kW / RT
0.35 - 0.45 kW / RT

- Cooling Tower Fans
- Chilled Water Pumps
- Condenser Water
- Pumps
- AHU

VLT® HVAC Drive FC 102



Designed to deliver high reliability and lower total cost of ownership across chillers, AHUs, pumps, cooling towers and ventilation fans.



ASM technology Singapore PTE LTD (ATS)

- VSD retrofitting for 14-year-old compressors.
- Achieved Energy savings of 22%.
- Total system Energy Savings of 4%.
- Payback period of 0.86 years.

Singapore Green Building Product Rating

Leader ✔✔✔✔

Score

EE

- Implementation of Danfoss VLT® HVAC Drive FC102 allows system to exceed target energy reduction.
- Can be equipped with the VLT® PTU 025 Pressure Transmitter that fulfils the Ecodesign Directive ErP, EC Regulation 1253/2014/EG to improve AHU/RTU energy consumption.
- Optimized for building automation systems with best-in-class efficiency standards up to 98%.

In

- Use of Singapore Green Building Council's Smart Building products that allows integration with the Common Data Environment (CDE).
- Use of smart IoT based platform to optimize the workflow, productivity and service delivery.

Our feature:

- IoT and smart cloud solution that allows MQTT connections & WIFI LCP for instant data access & sharing.
- Real-time motor and application condition based monitoring, allowing early detection, alert and action on faults.

Mt

- Provide open communication protocol (e.g. BACnet, MODBUS).
- Use life cycle cost (LCC) approach to identify solutions with better economic and maintainability benefit throughout the building life span.

Our feature:

- Plug & play IP55 Variable Frequency Drives (VFD) with disconnect switch. Lower cost as no need for additional panels or cabinet.

Other

- Listed in the Singapore Green Building Council's Smart Building products
- In-built RFI Class B filter up to 50m.
- In-built harmonic filters up to 1MW.

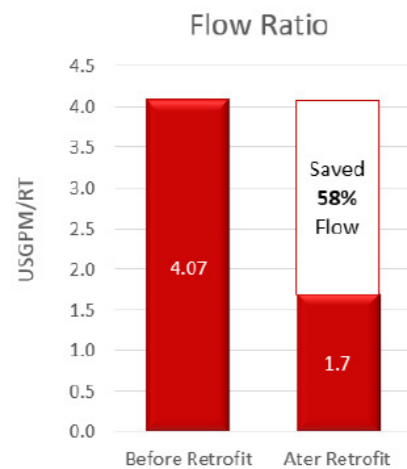
0.5
Up to 3

Prerequisite
Up to 2

AB-QM with NovoCon® Digital Actuator



Danfoss AB-QM PICV with NovoCon® digital actuators are designed to provide high-accuracy pressure independent flow control and exchange valuable data with a BMS system via BACnet or Modbus communication. They establish the perfect connection between superior hydronic HVAC system performance and smart building automation solutions.



NovoCon®

- System has Danfoss Turbocor® and VSDs.
- Improvement in overall chilled water air-conditioning system performance.
- Achieved energy savings of 26%.
- Achieved 99% energy transfer efficiency.

Singapore Green Building Product Rating

Good ✔

Score

EE

- Implementation of NovoCon® PIBCV/PICV improve the performance of chilled water pumps, condenser water pumps and chiller
- Reduced energy consumption in pumps and chillers, by avoiding over-flow at partial loads
- Energy monitoring and management through the use of controls and limit-ers
- Energy efficiency levels reached match the SLEB requirements

In

- Breakdown of energy consumption by system. Efficiency metrics tracking and analytics for real time optimisation.

Our feature:

- Modbus communication and predictive maintenance data transparency

Mt

- Provide open communication protocol (e.g. BACnet, MODBUS)
- Use life cycle cost (LCC) approach to identify solutions with better economic and maintainability benefit throughout the building life span
- Integration across multiple systems to optimize resource deployment/ utilization across multiple systems services
- Provision of automated and schedule exports of data points to commonly used file formats which enables exchange of data between systems

Our feature:

- Reduced number of products and installation time as balancing and control valve combined into one
- Built-in energy management features such as min. delta T monitoring/control
- Reduced IO points of BMS setup, simplify wiring installation and reduce potential human error during installation/commissioning

Other

- Enhanced Return on Investment (ROI), payback period of less than 3 years

1

Prerequisite
Up to 2

Up to 3

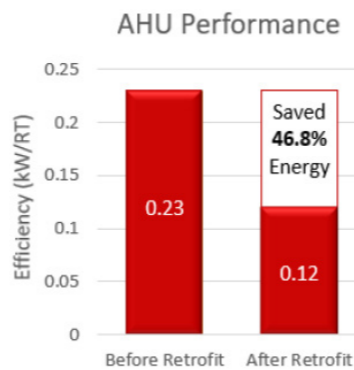
1

Danfoss-Novenco EC+®



Danfoss VLT® drive coupled with permanent magnet (PM) motor, NOVENCO ZerAx® fan and Danfoss EC+® platform.

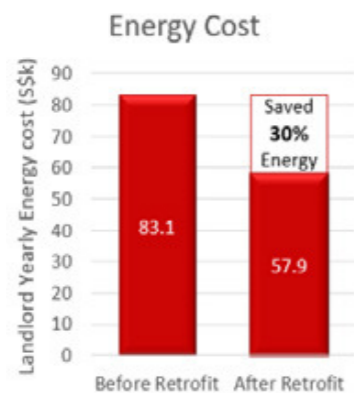

- Retrofit of existing belt-driven motor.
- Achieved energy savings of 46.8%.
- Building reached SLE ratings.



Turbocor® Compressors - TT & TG Series



Danfoss Turbocor compressors are the pioneers in oil-free compressor technology. These compressors have no oil in the system which means there is no performance degradation due to oil contamination. This, along with the contact-free operation enabled by magnetic bearings means the performance remains consistent over the life of the compressor.



- Alexander Point Chiller
- Retrofit of current system
- Achieved energy savings of 30%
- System current efficiency of 0.59kW/RT (AHU not included)

		Score
EE	<ul style="list-style-type: none"> • Highest total AHU system efficiency in the market (85%) due to optimal efficiency of individual components. • Facilitates SLE energy efficiency requirements. • Can be equipped with the VLT® PTU 025 Pressure Transmitter. 	
In	<ul style="list-style-type: none"> • Provision of permanent calibrated air quality monitoring system with zonal controls <p>Our feature:</p> <ul style="list-style-type: none"> • Intelligence through VLT® HVAC Drive FC 102. 	1
Mt	<ul style="list-style-type: none"> • Specify AHU fan system with less moving parts for enhanced reliability and reduced downtime. • Note: Points shall be prorated for buildings which are served predominantly (≥75%) by FCUs. <p>Our feature:</p> <ul style="list-style-type: none"> • Maintenance free • Motor life of 100000he 	1
Other	<ul style="list-style-type: none"> • Manufacturer independence on choice of technology & retrofit of existing systems possible 	

		Score
EE	<ul style="list-style-type: none"> • Implementation of Turbocor® improve system efficiency and greatly decreased the system maintenance costs. • Oil-Free technology that achieves highest efficiencies through magnetic bearings, variable-speed centrifugal compression and digital electronic technologies. • Integrated variable frequency drive adjusts the speed to optimize the performance under all loads while keeping the compressor in safest part of the operating envelope. • No oil in the system means there is no performance degradation due to oil contamination. This, along with the contact-free operation enabled by magnetic bearings means the performance remains consistent over the life of the compressor. • Energy efficiency levels reached match the SLEB requirements. 	
In	<ul style="list-style-type: none"> • Use of Singapore Green Building Council's Smart Building products that allows integration with the Common Data Environment (CDE). <p>Our feature</p> <ul style="list-style-type: none"> • Onboard intelligent electronic controls enable monitoring, control and self-diagnosis of system operation. 	0.5
Mt	<ul style="list-style-type: none"> • Use life cycle cost (LCC) approach to identify solutions with better economic and maintainability benefit throughout the building life span. <p>Our feature</p> <ul style="list-style-type: none"> • Current Refrigerant Landscape is uncertain. Danfoss Turbocor® Oil-Free Compressors allow for promotion of 'Future Proof' solutions where chillers can potentially be converted with R1234ze. • Oil-Free operation eliminates expensive service costs for oil maintenance and compressor overhauls. 	Up to 2
Other	<ul style="list-style-type: none"> • Exceptional low-noise operation with no vibration. 	

The new **Green Mark Standard for Singapore**

The opportunity is here: to accelerate towards carbon neutrality and mark this moment as a historical turning point. The solutions are ready and proven. Now, it all comes down to the scale and speed of implementation.

The economic upside of investing in a low carbon economy is clear. So, let's focus on driving energy efficiency in our buildings and industry. To accelerate electrification of transport systems – moving goods and people on land and at sea, while also enabling smart sector integration in our cities. All in addition to creating the green jobs of the future, and ensuring we move closer to achieving our goals.

This is where the transformation starts.

Join the transformation and continue the conversation on danfoss.com

Any information, including, but not limited to information on selection of product, its application or use, product design, weight, dimensions, capacity or any other technical data in product manuals, catalogues descriptions, advertisements, etc. and whether made available in writing, orally, electronically, online or via download, shall be considered informative, and is only binding if and to the extent, explicit reference is made in a quotation or order confirmation. Danfoss cannot accept any responsibility for possible errors in catalogues, brochures, videos and other material.