

User Guide


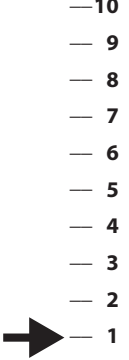
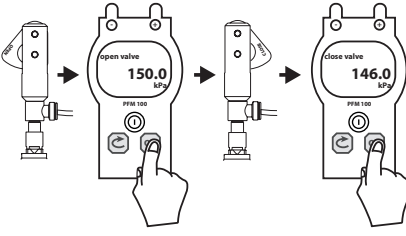
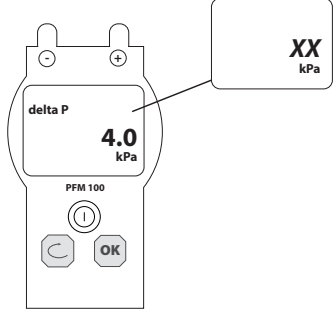

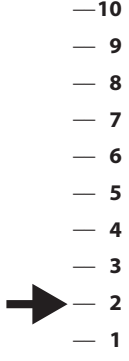
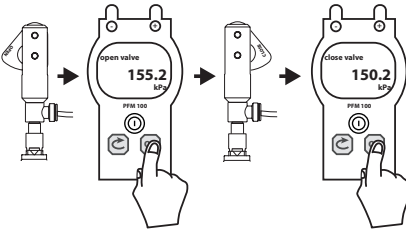
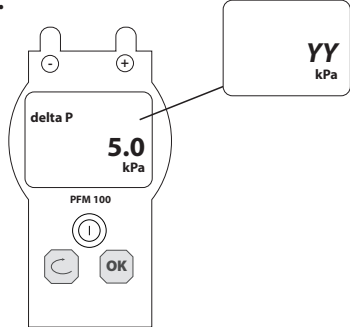
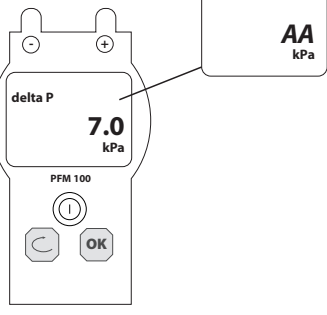

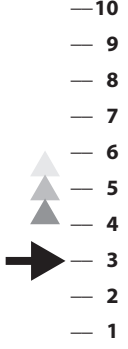
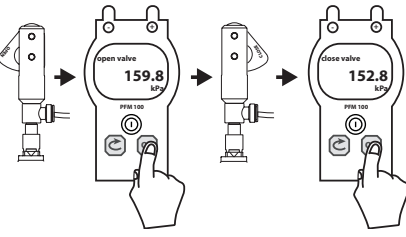
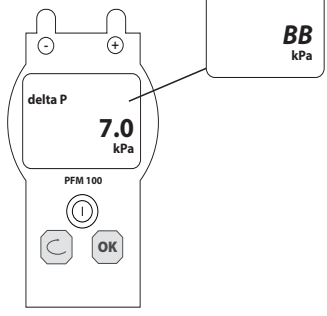

Danfoss PFM100 Δp Tool for RA-DV, RA-N, RA-U, RA-IN Danfoss BIV

<p>1. Prepare the valve</p>	<p>2.</p>	<p>3. Locking ring only for RA-DV</p>
<p>4.</p>	<p>5.</p>	<p>6. Turn on the PFM100 tool</p> <ul style="list-style-type: none"> 1. 2. PFM 100 Pressure range 1000kPa 3. Calibration valid 04.11.2022 Firmware ver.1.0.9 4. Pressure 0.2 kPa
<p>7.</p> <ul style="list-style-type: none"> 1. Measurement Type Flow Measurement Radiator Valve 2. 	<p>8.</p> <ul style="list-style-type: none"> 1. 	<p>9.</p>
<p>1. Measuring</p> <p>press OK</p>	<p>2.</p> <p>close valve press OK</p>	<p>3.</p>

* Steady height by all measurements

User Guide Pump Optimization with the Danfoss Δ p Tool for *Dynamic Valve*™ (example)

Make sure: 1) the pump is set in constant pressure
2) all the valves in the system are fully open

<p>1.</p>  	<p>2.</p> 	<p>3.</p> 
<p>4.</p>  	<p>5.</p> 	<p>6.</p> 
<p>7.</p> <p>If the differential pressure is constant ($XX=YY$)* go one level down in the pump setting ► DONE</p> <p>If the differential pressure is not constant ($XX \neq YY$) increase the pump setting and measure again. See 8 to 11.</p>	<p>8.</p> 	<p>9.</p>  
<p>10.</p> 	<p>11.</p> 	<p>12.</p> <p>Repeat 8-11 until the differential pressure is constant ($AA=BB$)*. Go one level down in the pump setting ► DONE</p> <p style="text-align: right;"> Danfoss Installer App Android ► Google Play iPhone ► App Store </p> 

* The measured value at constant differential pressure is between 6 to 10 kPa

Danfoss A/S
 Heating Segment • heating.danfoss.com • +45 7488 2222 • E-Mail: heating@danfoss.com

Danfoss can accept no responsibility for possible errors in catalogues, brochures and other printed material. Danfoss reserves the right to alter its products without notice. This also applies to products already on order provided that such alterations can be made without consequential changes being necessary in specifications already agreed. All trademarks in this material are property of the respective companies. Danfoss and all Danfoss logotypes are trademarks of Danfoss A/S. All rights reserved.