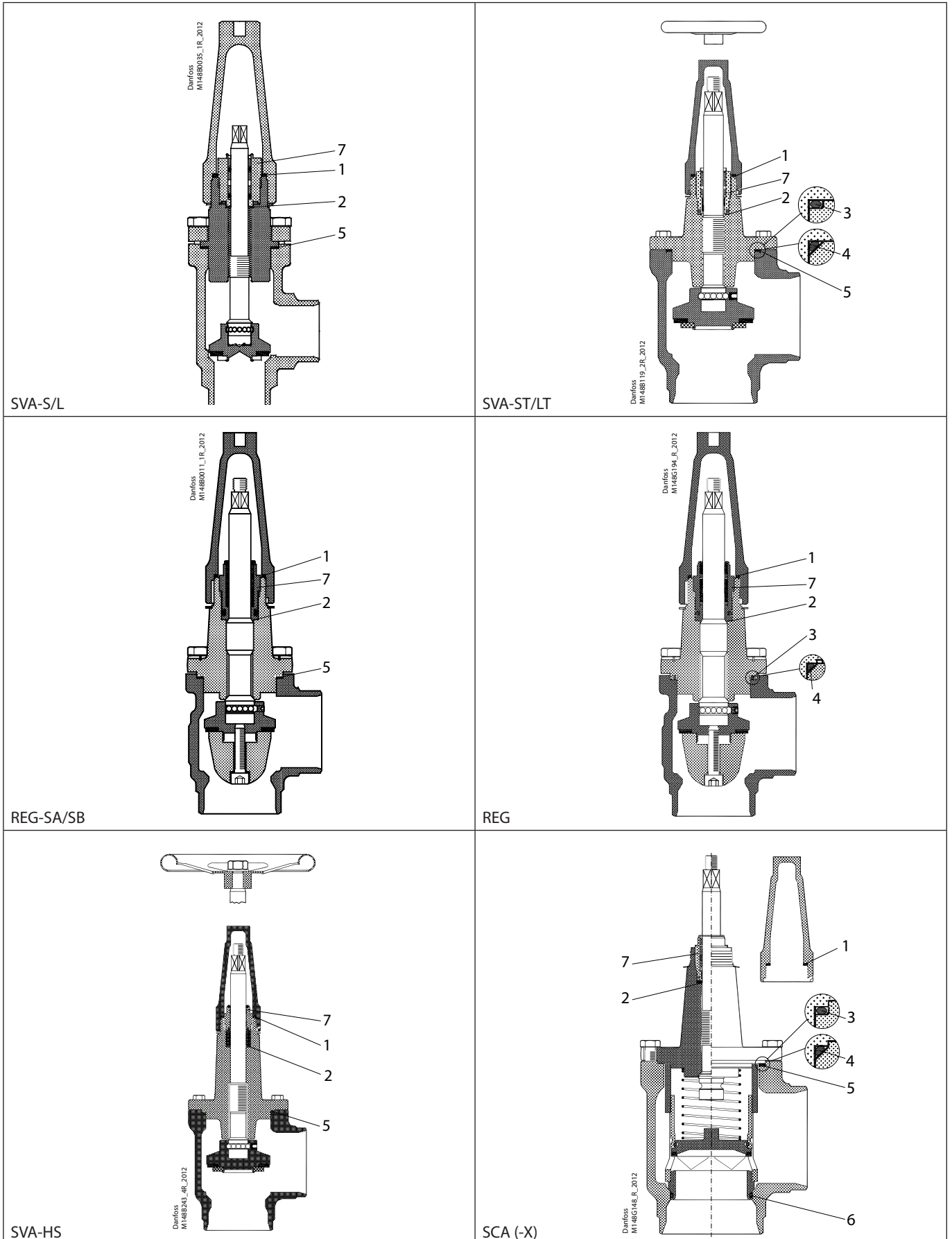

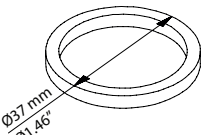

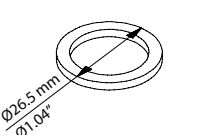

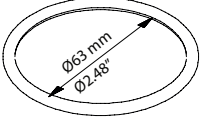

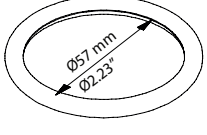

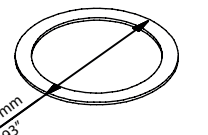

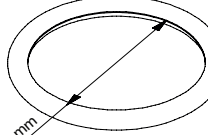
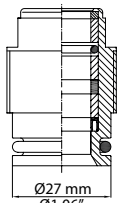


Installation guide – Spare parts and accessories

Repair kit | Code number 148B6064

SVA-S/L, SVA-ST/LT, REG-SA/SB, REG, SVA-HS, SCA/X, size 65



<p>1</p> <p> = Nylon</p>  <p>Total no. = 1</p>	<p>2</p> <p> = Alu.</p>  <p>Total no. = 1</p>	<p>3</p>   <p>Total no. = 1</p>	<p>4</p>   <p>Total no. = 1</p>	<p>5</p> <p> = Fibre</p>  <p>Total no. = 1</p>
<p>6</p>   <p>Total no. = 1</p>	<p>7</p>  <p>Total no. = 1</p>			

NOTE:

When replacing the packing gland (pos. 7) in SVA-ST, SVA-S/L, SVA-HS, REG-SA/B, REG, SCA-X and SCA the aluminium gasket (pos. 2) is needed.