ENGINEERING TOMORROW

Environmental Product Information I Danfoss Drives

Disposal declaration

Frequency Converters Frame Size: A1, A2, A3, A4, A5 Production Place: Denmark and USA

At Danfoss, we take into account environmental considerations during the design and development of new products. We collect as much reliable data from suppliers as possible to generate lists of materials and disposal instructions.
Ways of dismantling the product depend on national and/or local legislation and the capabilities of the scrapping facilities.
This environmental information about the product is based on existing knowledge and available data.

That Danfoss facility complies with TS 16949 including ISO 9001 and ISO 14001standards.

Frequency Converters covered:

VLT® AutomationDrive
VLT® HVAC Drive
VLT® AQUA Drive
VLT® Refrigeration Drive

Danfoss A/S, DK-6430 Nordborg, Denmark, CVR nr.: 20 16 57 15, Telephone: +45 7488 2222, Fax: +45 7449 0949
Danfoss only vouches for the correctness of the English version of this declaration. In the event of the declaration being translated into any other language, the translator concerned shall be liable for the correctness of the translation.

Document ID: 00730571 Revision, Sequence: A,7
File Origin Date: 2016-04-07 File Last Modified: 2016-06-14

1. PRODUCT INFORMATION BUILD UP AND IDENTIFICATION

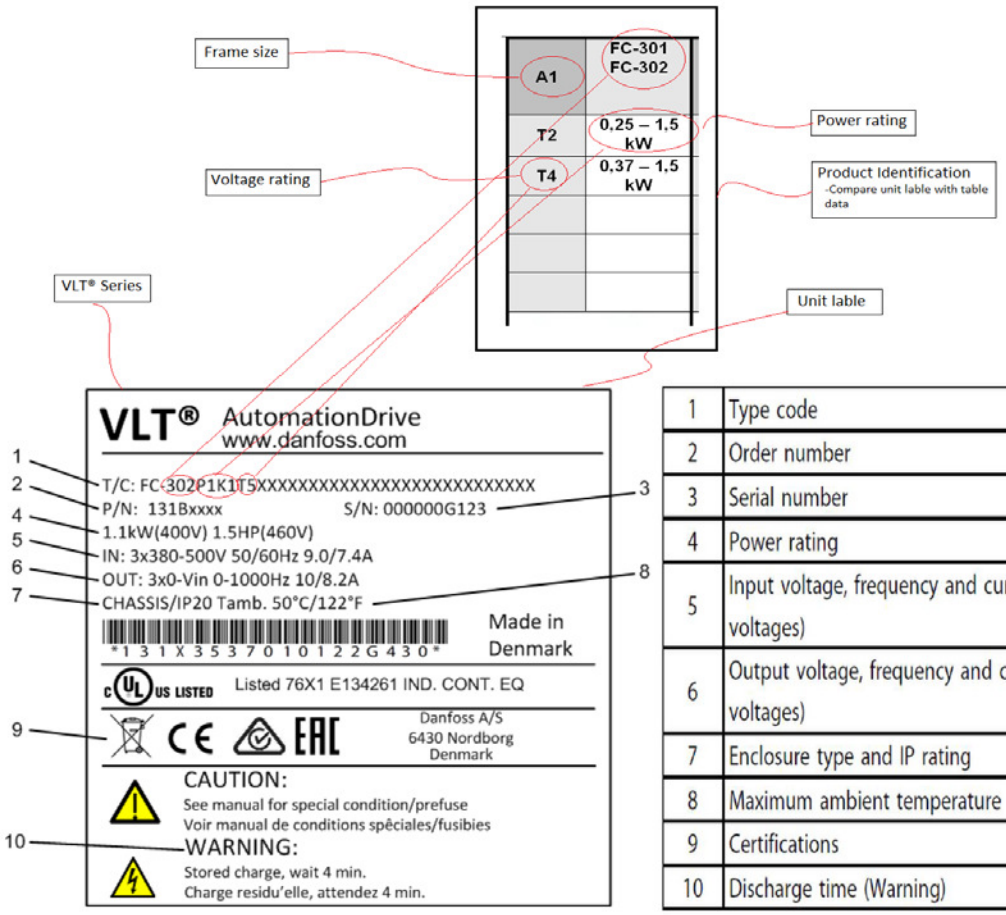

1	Type code
2	Order number
3	Serial number
4	Power rating
5	Input voltage, frequency and current (at low/high voltages)
6	Output voltage, frequency and current (at low/high voltages)
7	Enclosure type and IP rating
8	Maximum ambient temperature
9	Certifications
10	Discharge time (Warning)



Copyright © Danfoss A/S, 2016

2. MAIN MATERIAL CONTENT FOR FRAME SIZES A1, A2, A3

Type	A1	FC-301 FC-302	A2	FC-301 FC-302 FC-311 FC-312	FC-102 FC-103 FC-202	A3	FC-301 FC-302 FC-311 FC-312	FC-102 FC-103 FC-202
	T2	0,25 – 1,5 kW	S2		1,1 kW	S2		1,1 kW
	T4	0,37 – 1,5 kW	T2	0,25 – 2,2 kW	0,25 – 2,2 kW	T2	3,0 - 3,7 kW	3,0 - 3,7 kW
			T4,T5	0,37 – 4,0 kW	0,37 – 4,0 kW	T4,T5	5,5 – 7,5 kW	5,5 – 7,5 kW
						T6	0,75 – 7,5 kW	0,75 – 7,5 kW
						T7	1,1 – 7,5 kW	1,1 – 7,5 kW
								

Material	Content[kg]	(%wt)	Content [kg]	(%wt)	Content [kg]	(%wt)
Aluminium primary (Al): Heatsink,Control unit, Front cover, Cable entry	0.483	19	1.48	30	1.84	28
Iron/Steel primary (Fe): Terminal Plate, Side Cover, Coils/Transformers	0.340	14	0.76	15	1.38	21
Copper primary (Cu): Coils/Transformers, Busbar	0.220	9	0.40	8	0.54	8
Electronics:	0.864	35	1.40	28	1.74	27

Copyright © Danfoss A/S, 2016

Printed Circuit Boards (PCB), Components: RFI,LCP,Terminal plate,Switch mode, Rectifier, Fan,Cables						
Plastics various: (Enclosures)	0.035	1	0.05	1	0.07	1
PCFR10(10% glass) Cl and Br	0.380	15	0.63	13	0.70	11
Glass and glassfibres	-	-	-	-	-	-
Pottet parts (Aluminium, Steel, Cooper,Potting material)	-	-	-	-	-	-
Rubber gaskets	-	-	-	-	-	-
Other Materials: (For example Ferrit)	0.185	7	0.24	5	0.24	4
Weight of VLT®	2.50	100	4.9	100	6.5	100
Nr of Printed Circuit Assemblies (With LCP, Without option)	**4**		**4**		**4**	
Number of LCD's (Maximum)	**1**		**1**		**1**	

Copyright © Danfoss A/S, 2016

3. DRAWINGS

3D drawing representing Frame Size A1, A2, A3:

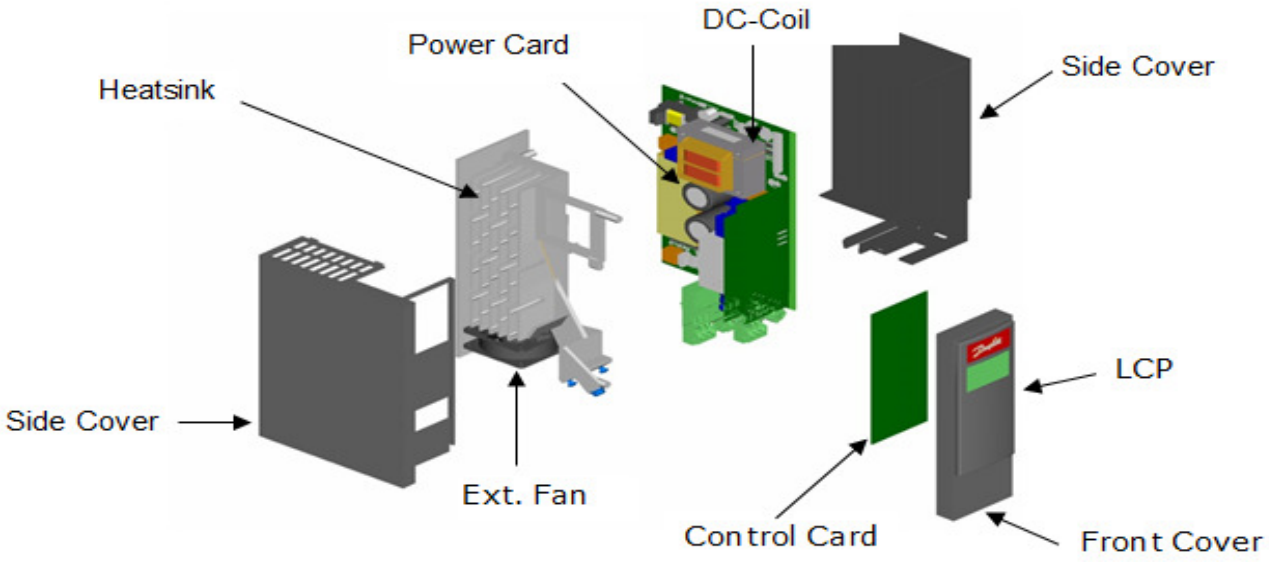

Copyright © Danfoss A/S, 2016

4. MAIN MATERIAL CONTENT FOR FRAME SIZES A4, A5

Type	**A4**	**FC-301** **FC-302**	**FC-102** **FC-103** **FC-202**	**A5**	**FC-301** **FC-302** **FC-311** **FC-312**	**FC-102** **FC-103** **FC-202**
				S2		**1,1 kW**
	T2	**0,25 – 2,2 kW**	**0,25 – 2,2 kW**	**T2**	**0,25 – 3,7 kW**	**0,25 – 3,7 kW**
	T4,T5	**0,37 4,0 kW**	**0,37 – 4,0 kW**	**T4,T5**	**0,37 – 7,5 kW**	**0,37 – 7,5 kW**
				T6	**0,75 – 7,5 kW**	**0,75 – 7,5 kW**
						

Material	**Content [kg]**	**(%wt)**	**Content [kg]**	**(%wt)**
Aluminium primary (Al): Heatsink,Control unit, Front cover, Cable entry	3.7	44.3	8.49	63
Iron/Steel primary (Fe): Terminal Plate, Side Cover, Coils/Transformers	1.38	16.5	1.38	10
Copper primary (Cu): Coils/Transformers, Busbar	0.54	6.5	0.54	4
Electronics: Printed Circuit Boards (PCB), Components: RFI,LCP,Terminal plate,Switchmode, Rectifier, Fan,Cables	1.78	21.3	1.78	13
Plastics various: (Enclosures)	0.08	1.0	0.0	1
PCFR10(10% glass) Cl and Br	0.53	6.3	0.83	6
Glass and glassfibres	0.02	0.3	0.02	0.2

Copyright © Danfoss A/S, 2016

Pottet parts (Aluminium,Steel, Cooper,Potting material)	-	-	-	-
Rubber gaskets	0.06	0.7	0.06	0.45
Other Materials: (For example Ferrit)	0.25	3	0.25	2
Weight of VLT®	8.4	100	13.4	100
Nr of Printed Circuit Assemblies (With LCP, Without option)	**4**		**4**	
Number of LCD's (Maximum)	**1**		**1**	

5. DRAWINGS

3D drawing representing Frame Size A4 & A5:

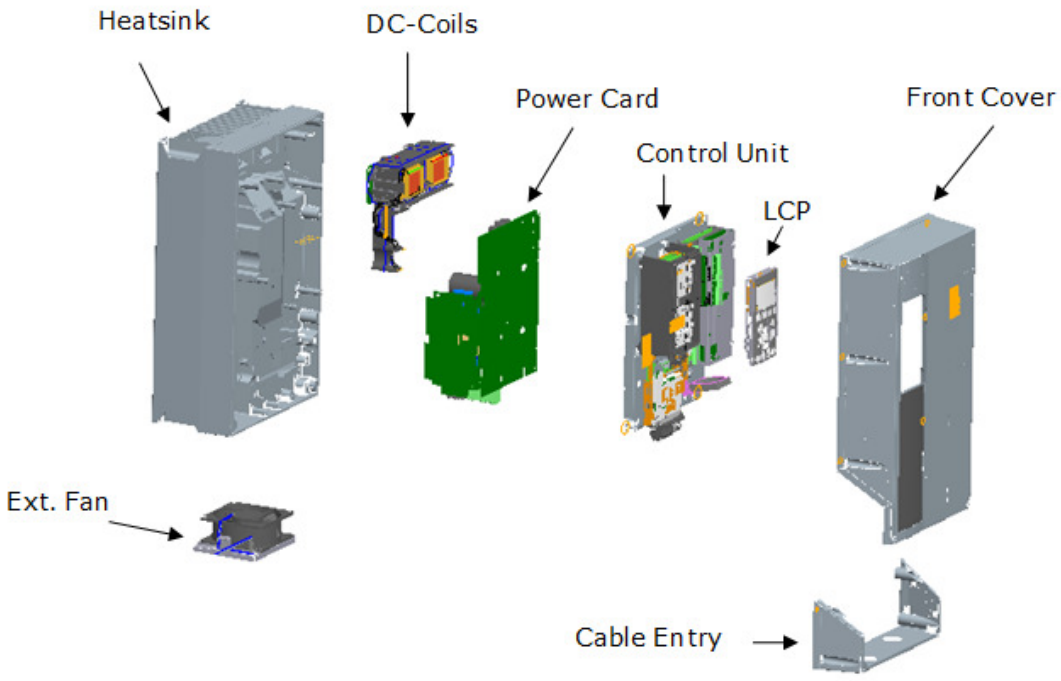

Copyright © Danfoss A/S, 2016