

Data sheet

Micro Plate Heat Exchanger (MPHE): XB66

Description



Micro Plate Heat Exchangers - a revolutionary technology from Danfoss.

Characterized by their unique plate pattern, MPHEs enable heat to be transferred more effectively than any previous model of heat exchangers.

Benefits:

- Energy and cost savings
- Better heat transfer
- Lower pressure loss
- More flexible design
- Longer life time

more on:

store.danfoss.com

XB66 is copper brazed heat exchanger, designed and configured for District Heating, District Cooling and other Heating applications.

Approval:

Pressure Equipment Directive (PED).

Ordering

Heat exchanger **XB66 DN65**

Picture	No. of plates, n	XB66H-1	XB66L-1
		Code No.	
	40	004B1987	004B1961
	50	004B1988	004B1962
	60	004B1989	004B1963
	70	004B1990	004B1964
	80	004B1991	004B1965
	90	004B1992	004B1966
	100	004B1993	004B1967
	110	004B1994	004B1968
	120	004B1995	004B1969
	140	004B1996	004B1970
	160	004B1997	004B1971
	180	004B1998	-
	200	004B1999	-

Heat exchanger **XB66 G2 1/2**

Picture	No. of plates, n	XB66H-1	XB66L-1
		Code No.	
	40	079B0974	079B0961
	50	079B0975	079B0962
	60	079B0976	079B0963
	70	079B0977	079B0964
	80	079B0978	079B0965
	90	079B0979	079B0966
	100	079B0980	079B0967
	110	079B0981	079B0968
	120	079B0982	079B0969
	140	079B0983	079B0970
	160	079B0984	079B0971
	180	079B0985	-
	200	079B0986	-

Notes:

Brackets has to be ordered separately. XB66 is provided with compact flanges, installing with standard flanges is not possible. Recommend Danfoss counter flanges.

Accessories - **Insulations**

No. of plates, n		Code No.
H	L	
40-90	40-60	079G1612
91-200	61-110	079G1613
/	111-160	079G1614

Accessories - **Bracket SB**

No. of plates, n		Code No.
H	L	
40-90	40-60	004B1788
91-200	61-110	004B1789
/	111-160	004B1790

Accessories - **Counter-flanges**

Type	Code No.
DN 65 compact flange, for DHW ¹⁾	004B3545
DN 65 compact flange, for Heating ²⁾	004B3546

¹⁾ 2 pcs of mild steel flanges, 2pcs 1.4404 flanges (Hot water) including o-rings drinking water: FDA: 21CFR Ch I § 177.2600

²⁾ Counter flanges of mild steel in sets of 4 pcs

Technical data

Heat exchanger **XB66**

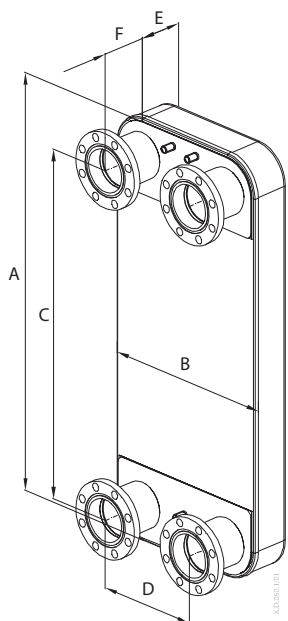
Type		XB66H	XB66L
Max working pressure	PN	25	16
Min. / Max. temperature	°C	-196 / 180	
Flow medium		DH: Circulation water / glycolic water up to 50% DC: ethylene-, propylene-glycolic water, ethanol-water solutions and other suitable heat transfer media. (Please contact your Danfoss representative.)	
Volume / Channel	Ltr	0.230	0.479
Connections		Compact Flange DN65 1.4404 PN25 / Thread connection G2 ½	
Weight	kg	15 + 0.442 × n	15 + 0.522 × n
Materials			
Plate material		Stainless steel, mat. no. 1.4404 (316L)	
Brazing		Copper	

Insulation

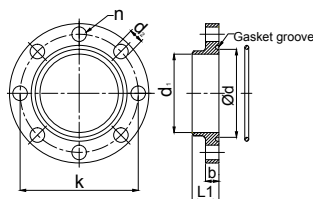
Type		Mineral Wool with metal sheet cover	
Wall thickness	mm	40	
Heat conductivity λ	W/mK	0.039	
Max. temperature	Permanent	150	
	Short term peak	180	

Note:
 For more details about insulation please contact your Danfoss sales representative.

Dimensions



Connection Flange

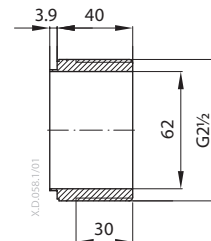


Flanges (mm)

DN	L1	k	n	d	d1	d2	b
65	24	106	8	79	70.3	13	12

Type	Connection Flange (mm)
A	706
B	296
C	583.2
D	180
E	H: 12 + 1.45 × n L: 12 + 2.8 × n
F	80

Connection Thread

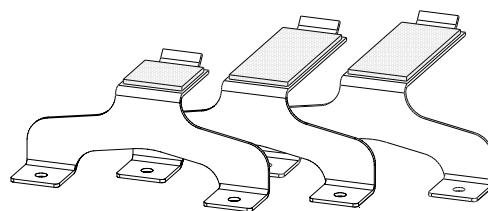
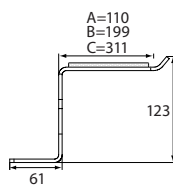
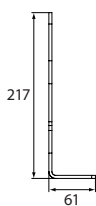
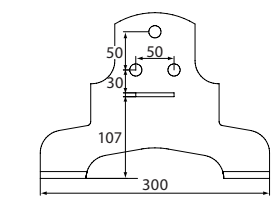


Type	Connection Thread (mm)
A	706
B	296
C	583.2
D	180
E	H: 12 + 1.45 × n L: 12 + 2.8 × n
F	40

Flanges on the heat exchangers are with grooves for O-rings.
 4 pcs of O-rings (for heating applications) are supplied with the heat exchanger.
 2 pcs of O-rings, approved for drinking water applications, are supplied in counter flanges set (without grooves).
 They must be mounted on DW side to replace existing O-rings.
 Bolts and nuts are not included. Recommended type: hexagon bolt M12, DIN 933, quality 8.8, galvanized, length min 35 mm.

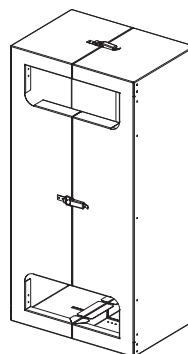
Brackets

Code No.		
A= 004B1788	B= 004B1789	C= 004B1790



Insulation

Code No.	No. of plates, n		Internal / External		
	H	L	Width	Highth	Debth
			mm		
079G1612	40-90	40-60	304/400	714/802	192/280
079G1613	91-200	61-110			347/435
079G1614	/	111-160			417/505





Danfoss A/S

Climate Solutions • danfoss.com • +45 7488 2222

Any information, including, but not limited to information on selection of product, its application or use, product design, weight, dimensions, capacity or any other technical data in product manuals, catalogues descriptions, advertisements, etc. and whether made available in writing, orally, electronically, online or via download, shall be considered informative, and is only binding if and to the extent, explicit reference is made in a quotation or order confirmation. Danfoss cannot accept any responsibility for possible errors in catalogues, brochures, videos and other material. Danfoss reserves the right to alter its products without notice. This also applies to products ordered but not delivered provided that such alterations can be made without changes to form, fit or function of the product.

All trademarks in this material are property of Danfoss A/S or Danfoss group companies. Danfoss and the Danfoss logo are trademarks of Danfoss A/S. All rights reserved.