



REFRIGERATION AND AIR CONDITIONING

Instructions

System Manager AK-SM 820/850/880



080R9302



RI8PU953

General mounting

Danfoss 802923.10

CE EAC

089

$-10^{\circ} < t_{amb} < 55^{\circ}C$
 $14^{\circ}F < t_{amb} < 130^{\circ}F$
 0 - 95% RH, non condensing
 IP20

Danfoss 802923.10

43
1 5/8"

280
11"

220
8 3/4"

T8

Danfoss 802923.10

Danfoss 802923.11

175
6 7/8"

246
9 11/16"

Danfoss 802923.10

Danfoss 802923.10

Danfoss 802923.12

100 - 240 Va.c.
Alarm
Modbus
LON

Supply

100 - 240 Va.c. N

Relay 2

Danfoss 802923.10

Modbus, Lon-version

Modbus

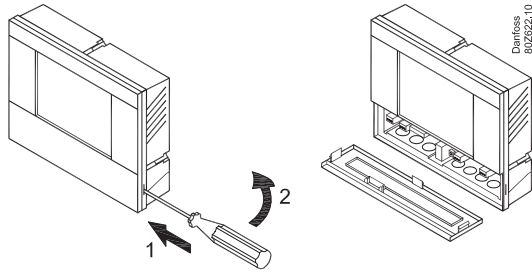
20 21 22
⊥ A+ B-

LON

34 35 36
⊥ A+ B-

Danfoss 802923.11

US mounting



US Listed

UL file: E31024

61B5

Class 2 or LPS in accordance with NEC.

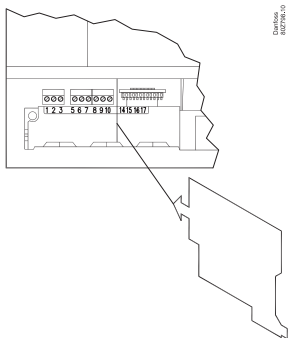
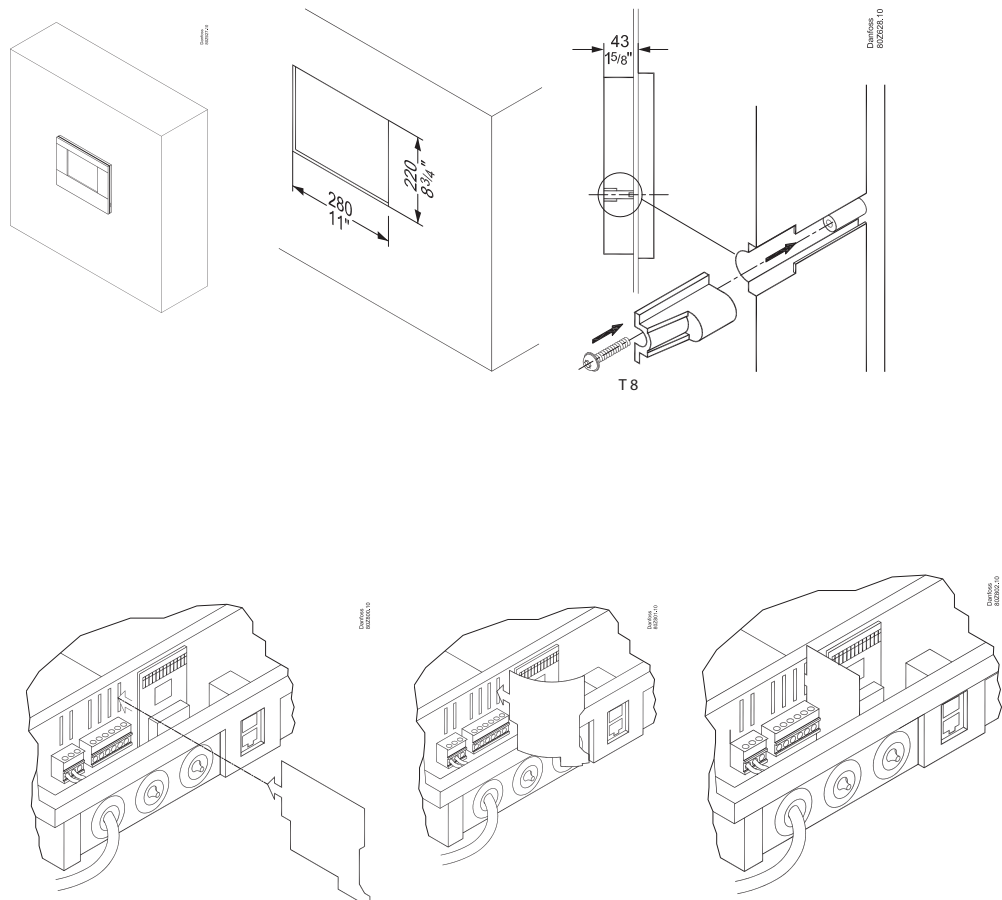
For supply connections, use 16 AWG or larger wires rated for at least 75°C (167°F). Use copper conductors only.

14°F < t_{amb} < 130°F

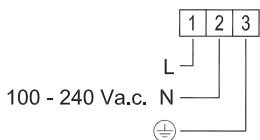
0 - 95% RH, non condensing

IP20

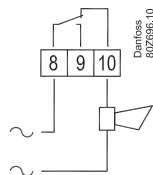
Panel mounting



Supply



Relay 2



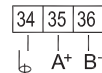
For safety reasons both supply voltage and relay voltage must be the same voltage.

Modbus, Lon-version

Modbus



LON

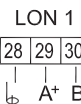


TP 78-version

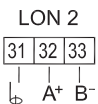
Modbus



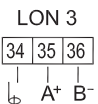
TP 78



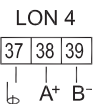
TP 78



TP 78



TP 78



Selve installationen af datakommunikationskablet skal overholde de krav, som er nævnt i dokumentet "Datakommunikation imellem ADAP-KOOL® Køleanlægsstyringer". Litteraturnummer = RC8AC.

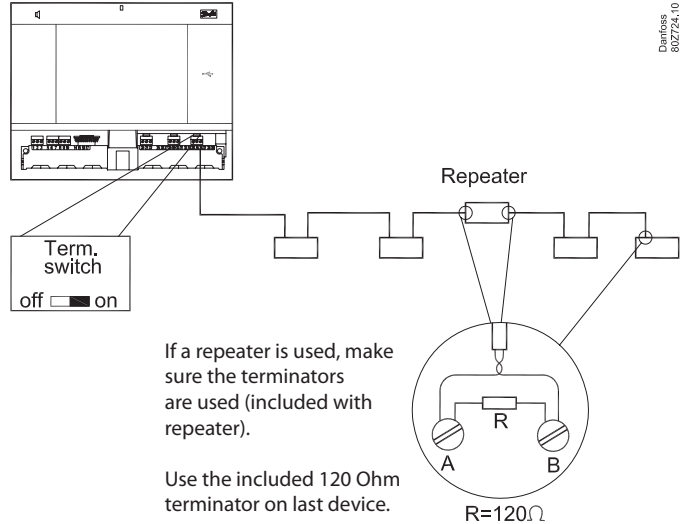
The actual installation of the data communication cable must comply with the requirements mentioned in the document "Data communication between ADAP-KOOL® Refrigeration controls". Literature sheet number = RC8AC.

Beim Verlegen des Datenkommunikationskabels sind die im Dokument „Datenkommunikation zwischen ADAP-KOOL® Kälteanlagenregelsysteme“ enthaltenen Anforderungen einzuhalten. Literaturnummer = RC8AC.

L'installation elle-même du câble de transmission de données doit respecter les contraintes citées dans le document «Transmission de données ADAP-KOOL® Commande d'installation frigorifiques». Référence documentaire = RC8AC.

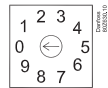
La instalación práctica del cable de comunicación de datos debe cumplir con los requisitos mencionados en el documento "Comunicación de datos entre controles de refrigeración ADAP-KOOL®". Número de documento = RC8AC.

Terminering
Termination
Terminierung
Terminaison
Terminación



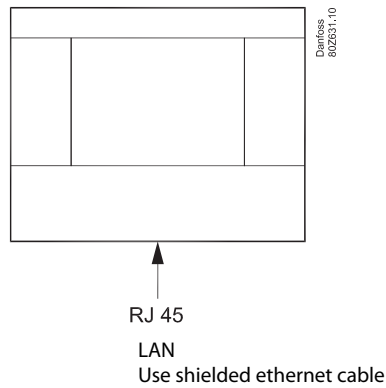
Danfoss 802724_10

Address
Adresse
Dirección

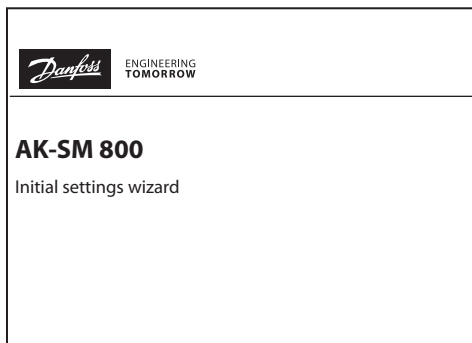


0 = Master
1 - 9 = Slave

TCP/IP



Initial settings



1. Press "Next"
2. Select language
3. Set Date / Time
4. Set Engineering unit preferences
5. Set Users / Password
Default: User = Supervisor / Password = 12345
6. Set Communications
7. OK and Finish (reset)

Konfiguration
Configuration
Konfiguration
Configuration
Configuración

See manual: USCO.PI.R1.H1.--

The Product contains electrical components. And may not be disposed together with domestic waste. Equipment must be separate collected with Electrical and Electronic waste. According to local and currently valid legislation.



ADAP-KOOL®