

SKiM 450GD126DL



SKiM® 5

IGBT Modules

SKiM 450GD126DL

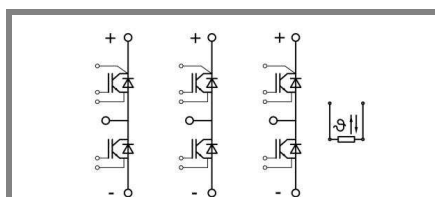
Target Data

Features

- Trench gate IGBT with field stop layer
- Low inductance case
- Fast & soft inverse CAL diodes
- Isolated by Al₂O₃ DCB (Direct Copper Bonded) ceramic plate
- Pressure contact technology for thermal contacts
- Spring contact system to attach driver PCB to the control terminals
- Integrated temperature sensor

Typical Applications*

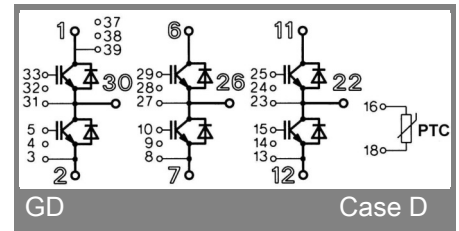
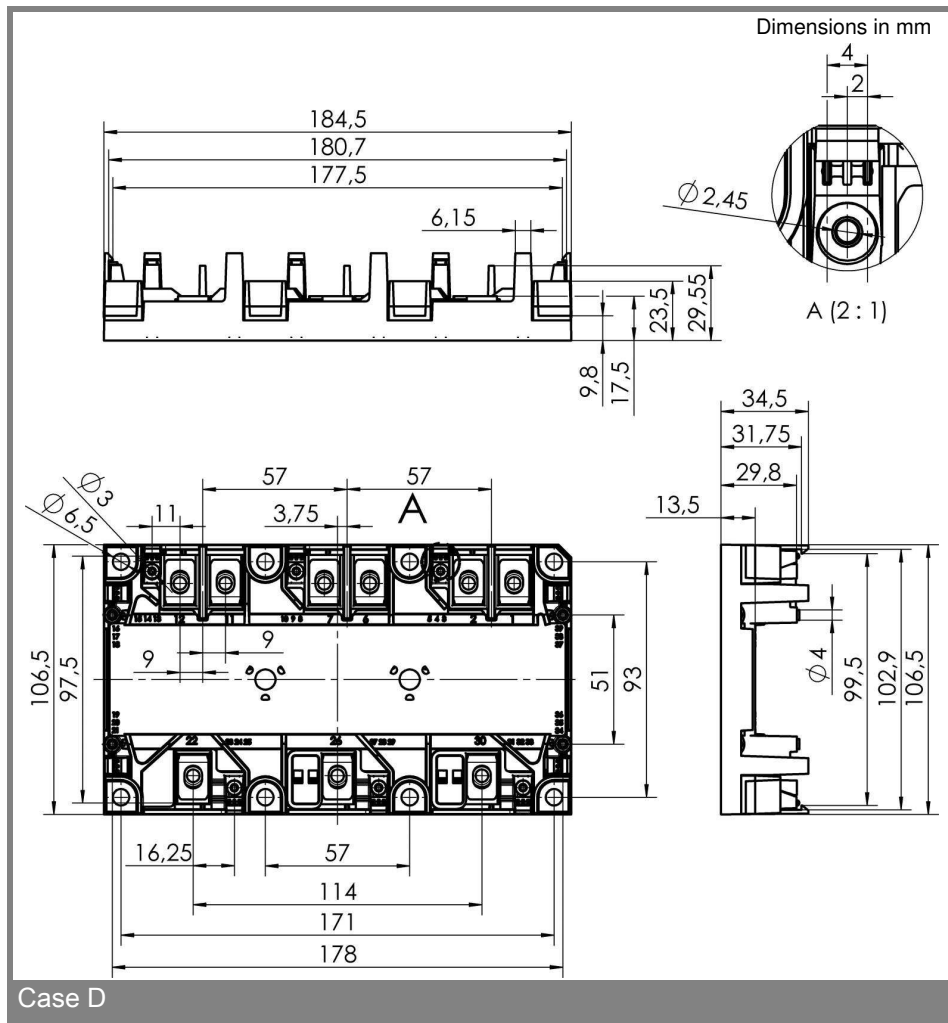
- Uninterruptable power supplies (UPS)
- Three phase inverters for AC motor speed control



GD

Absolute Maximum Ratings		$T_c = 25\text{ °C}$, unless otherwise specified	
Symbol	Conditions	Values	Units
IGBT			
V_{CES}	$T_s = 25\text{ (70) °C}$	1200	V
I_C	$t_p = 1\text{ ms}$	390 (300)	A
I_{CRM}		780	A
V_{GES}		± 20	V
T_j (T_{stg})		- 40 ... + 150 (125)	°C
T_{cop}	max. case operating temperature	125	°C
V_{isol}	AC, 1 min.	2500	V
Inverse diode			
I_F	$T_s = 25\text{ (70) °C}$	345 (260)	A
I_{FRM}	$t_p = 1\text{ ms}$	780	A
I_{FSM}	$t_p = 10\text{ ms}$; sin.; $T_j = 150\text{ °C}$	3300	A

Characteristics		$T_c = 25\text{ °C}$, unless otherwise specified			
Symbol	Conditions	min.	typ.	max.	Units
IGBT					
$V_{GE(th)}$	$V_{GE} = V_{CE}$; $I_C = 18\text{ mA}$	4,95	5,8	6,55	V
I_{CES}	$V_{GE} = 0$; $V_{CE} = V_{CES}$; $T_j = 25\text{ °C}$			5	mA
V_{CEO}	$T_j = 25\text{ (125) °C}$		1 (0,9)	1,2 (1,1)	V
r_{CE}	$T_j = 25\text{ (125) °C}$		1,6 (2,4)	2,1 (3)	mΩ
V_{CEsat}	$I_{Cnom} = 450\text{ A}$; $V_{GE} = 15\text{ V}$; $T_j = 25\text{ (125) °C}$ on chip level		1,7 (2)	2,15 (2,45)	V
C_{ies}	$V_{GE} = 0$; $V_{CE} = 25\text{ V}$; $f = 1\text{ MHz}$		35		nF
C_{oes}	$V_{GE} = 0$; $V_{CE} = 25\text{ V}$; $f = 1\text{ MHz}$		2,5		nF
C_{res}	$V_{GE} = 0$; $V_{CE} = 25\text{ V}$; $f = 1\text{ MHz}$		2,4		nF
L_{CE}				20	nH
$R_{CC'+EE'}$	resistance, terminal-chip $T_c = 25\text{ (125) °C}$		0,9 (1,1)		mΩ
$t_{d(on)}$	$V_{CC} = 600\text{ V}$		210		ns
t_r	$I_{Cnom} = 450\text{ A}$		35		ns
$t_{d(off)}$	$R_{Gon} = R_{Goff} = 1\text{ Ω}$		680		ns
t_f	$T_j = 125\text{ °C}$		90		ns
$E_{on} (E_{off})$	$V_{GE} \pm 15\text{ V}$		39 (54)		mJ
$E_{on} (E_{off})$	with SKHI 65; $T_j = 125\text{ °C}$; $V_{CC} = 600\text{ V}$; $I_C = 450\text{ A}$				mJ
Inverse diode					
$V_F = V_{EC}$	$I_{Fnom} = 300\text{ A}$; $V_{GE} = 0\text{ V}$; $T_j = 25\text{ (125) °C}$		2 (1,8)	2,55 (2,3)	V
V_{TO}	$T_j = 25\text{ (125) °C}$		1,1	1,45 (1,25)	V
r_T	$T_j = 25\text{ (125) °C}$		3	3,5 (3,5)	mΩ
I_{RRM}	$I_F = 450\text{ A}$; $T_j = 125\text{ °C}$		500		A
Q_{rr}	$V_{GE} = V\text{ di/dt} = 8200\text{ A/μs}$		62		μC
E_{rr}	$R_{Gon} = R_{Goff} = 1\text{ Ω}$		30		mJ
Thermal characteristics					
$R_{th(j-s)}$	per IGBT			0,13	K/W
$R_{th(j-s)}$	per FWD			0,19	K/W
Temperature Sensor					
R_{TS}	$T = 25\text{ (100) °C}$		1 (1,67)		kΩ
tolerance	$T = 25\text{ (100) °C}$		3 (2)		%
Mechanical data					
M_1	to heatsink (M5)	2		3	Nm
M_2	for terminals (M6)	4		5	Nm
w				460	g



This is an electrostatic discharge sensitive device (ESDS), international standard IEC 60747-1, chapter IX.

*IMPORTANT INFORMATION AND WARNINGS

The specifications of SEMIKRON products may not be considered as guarantee or assurance of product characteristics ("Beschaffenheitsgarantie"). The specifications of SEMIKRON products describe only the usual characteristics of products to be expected in typical applications, which may still vary depending on the specific application. Therefore, products must be tested for the respective application in advance. Application adjustments may be necessary. The user of SEMIKRON products is responsible for the safety of their applications embedding SEMIKRON products and must take adequate safety measures to prevent the applications from causing a physical injury, fire or other problem if any of SEMIKRON products become faulty. The user is responsible to make sure that the application design is compliant with all applicable laws, regulations, norms and standards. Except as otherwise explicitly approved by SEMIKRON in a written document signed by authorized representatives of SEMIKRON, SEMIKRON products may not be used in any applications where a failure of the product or any consequences of the use thereof can reasonably be expected to result in personal injury. No representation or warranty is given and no liability is assumed with respect to the accuracy, completeness and/or use of any information herein, including without limitation, warranties of non-infringement of intellectual property rights of any third party. SEMIKRON does not assume any liability arising out of the applications or use of any product; neither does it convey any license under its patent rights, copyrights, trade secrets or other intellectual property rights, nor the rights of others. SEMIKRON makes no representation or warranty of noninfringement or alleged non-infringement of intellectual property rights of any third party which may arise from applications. Due to technical requirements our products may contain dangerous substances. For information on the types in question please contact the nearest SEMIKRON sales office. This document supersedes and replaces all information previously supplied and may be superseded by updates. SEMIKRON reserves the right to make changes.