

SKYPER 32 2nd edition CV



SKYPER®

IGBT Driver Core

Order Nr.: L5046102

Driver with cover - Order Nr.: L5046105

SKYPER 32 2nd edition CV

Features*

- Two output channels
- Integrated potential free power supply
- Under voltage protection
- Driver interlock top / bottom
- Dynamic short circuit protection
- Shut down input
- Failure management
- RoHS compliant
- UL recognized, file no. E242581
- IEC 60068-1 (climate) 40/085/56, no condensation and no dripping water permitted, non-corrosive, climate class 3K3 acc. EN60721
- Coated with SL1307

Typical Applications

- Driver for IGBT modules in bridge circuits in industrial application
- DC bus voltage up to 1200V

Footnotes

Please Note: the insulation test is not performed as a series test at SEMIKRON and must be performed by the user according to VDE 0110-20

Isolation coordination in compliance with EN61800-5-1 PD2

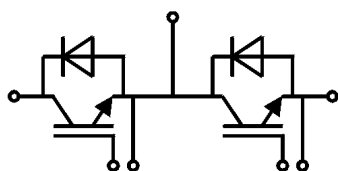
Operating temperature is real ambient

temperature around the driver core

Degree of protection: IP00

Absolute Maximum Ratings			
Symbol	Conditions	Values	Unit
V_s	Supply voltage primary	16	V
V_{iH}	Input signal voltage (HIGH)	$V_s + 0.3$	V
V_{iL}	Input signal voltage (LOW)	GND - 0.3	V
$I_{outPEAK}$	Output peak current	20	A
$I_{outAVmax}$	Output average current	70	mA
f_{max}	Max. switching frequency	50	kHz
V_{CE}	Collector emitter voltage sense across the IGBT	1700	V
dv/dt	Rate of rise and fall of voltage secondary to primary side	50	kV/ μ s
$V_{isol IO}$	Insulation test voltage input - output (AC, rms, 2s)	4000	V
V_{isolPD}	Partial discharge extinction voltage, rms, $Q_{PD} \leq 10pC$	1500	V
V_{isol12}	Insulation test voltage output 1 - output 2 (AC, rms, 2s)	1500	V
$R_{Gon min}$	Minimum rating for external R_{Gon}	1.2	Ω
$R_{Goff min}$	Minimum rating for external R_{Goff}	1.2	Ω
$Q_{out/pulse}$	Max. rating for output charge per pulse	9	μC
T_{op}	Operating temperature	-40 ... 105	$^{\circ}C$
T_{stg}	Storage temperature	-40 ... 85	$^{\circ}C$

Characteristics					
Symbol	Conditions	min.	typ.	max.	Unit
V_s	Supply voltage primary side	14.4	15	15.6	V
I_{s0}	Supply current primary (no load)		80		mA
	Supply current primary side (max.)			700	mA
V_i	Input signal voltage on / off		15 / 0		V
V_{iT+}	Input threshold voltage (HIGH)			12.3	V
V_{iT-}	Input threshold voltage (LOW)	4.6			V
R_{iN}	Input resistance (switching/HALT signal)		10		k Ω
$V_{G(on)}$	Turn on output voltage		15		V
$V_{G(off)}$	Turn off output voltage		-7		V
f_{ASIC}	Asic system switching frequency		8		MHz
$t_{d(on)IO}$	Input-output turn-on propagation time		1.1		μ s
$t_{d(off)IO}$	Input-output turn-off propagation time		1.1		μ s
$t_{d(err)}$	Error input-output propagation time	5.4		7.9	μ s
t_{pRESET}	Error reset time		0.009		ms
t_{TD}	Top-Bot interlock dead time		3	4.3	μ s
C_{ps}	Coupling capacitance prim sec		12		pF
w	weight		28		g
MTBF	Mean Time Between Failure		4.2		10^6 h



Driver Core

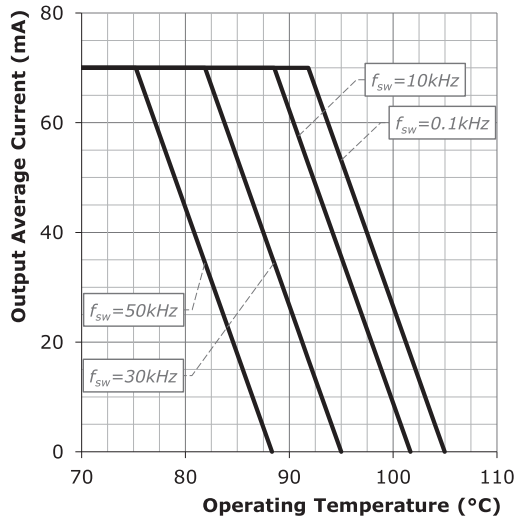


Fig. 1: Maximum Output Current

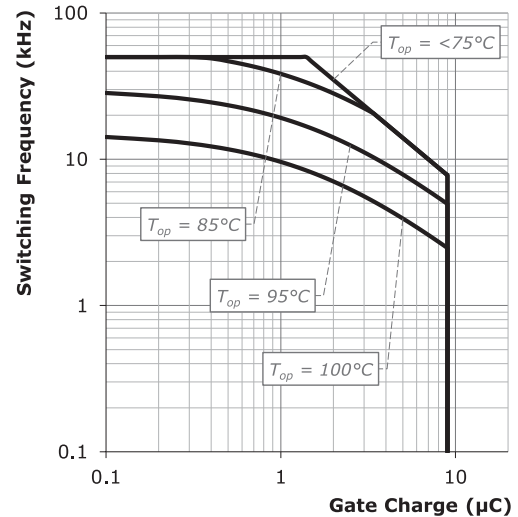


Fig. 2: Maximum Switching Frequency

This is an electrostatic discharge sensitive device (ESDS) due to international standard IEC 61340.

*IMPORTANT INFORMATION AND WARNINGS

The specifications of SEMIKRON products may not be considered as guarantee or assurance of product characteristics ("Beschaffenheitsgarantie"). The specifications of SEMIKRON products describe only the usual characteristics of products to be expected in typical applications, which may still vary depending on the specific application. Therefore, products must be tested for the respective application in advance. Application adjustments may be necessary. The user of SEMIKRON products is responsible for the safety of their applications embedding SEMIKRON products and must take adequate safety measures to prevent the applications from causing a physical injury, fire or other problem if any of SEMIKRON products become faulty. The user is responsible to make sure that the application design is compliant with all applicable laws, regulations, norms and standards. Except as otherwise explicitly approved by SEMIKRON in a written document signed by authorized representatives of SEMIKRON, SEMIKRON products may not be used in any applications where a failure of the product or any consequences of the use thereof can reasonably be expected to result in personal injury. No representation or warranty is given and no liability is assumed with respect to the accuracy, completeness and/or use of any information herein, including without limitation, warranties of non-infringement of intellectual property rights of any third party. SEMIKRON does not assume any liability arising out of the applications or use of any product; neither does it convey any license under its patent rights, copyrights, trade secrets or other intellectual property rights, nor the rights of others. SEMIKRON makes no representation or warranty of non-infringement or alleged non-infringement of intellectual property rights of any third party which may arise from applications. Due to technical requirements our products may contain dangerous substances. For information on the types in question please contact the nearest SEMIKRON sales office. This document supersedes and replaces all information previously supplied and may be superseded by updates. SEMIKRON reserves the right to make changes.