

ENGINEERING
TOMORROW



April 2025 | Danfoss Climate Solutions for cooling

TECH INSIDER



Introduction

Danfoss Tech Insider keeps you updated with the latest news on the cooling and industrial products portfolios from Danfoss Climate Solutions. The content is intended to give a quick overview of core technical news and updates in our product portfolio, including links to relevant documentation and more information.

Danfoss Tech Insider is sent out, on a monthly basis, to ensure you are always up to date with the latest innovations and changes made to Danfoss products and solutions.

We hope you will enjoy reading Danfoss Tech Insider!

Table of Contents









New Variants of the Oil-Free Check Valve OFC	3
New Variants of M12 Cables with Twisted Wires	5
Alsmart®: Release of AS-CX06 Lite and AS-XP05	6
PSH019 - 023 – 026 Multi Release.....	7
Release of IPS 8 with R290 (Propane)	8
New SW Version 1.5 for AK-PC 772A/B and New SW Version 2.5 for AK-PC 781A/B Available as Web Releases...	9
Phase Out of Outdated Spare Parts for Industrial Refrigeration Systems.....	9
Storeview Web (SvW) Release 3.3.1	12
AK-SM 800A Series, Software Release 4.2 Including Security Updates.....	13
New and Updated Literature and Infographics	15
Details for Additional Information.....	15

New Variants of the Oil-Free Check Valve OFC

Danfoss is expanding the OFC portfolio to offer customers more options when configuring with Danfoss Turbocor compressors, covering all ranges - TT, TTH, TG, and TGH - except for VTX models. The expanded portfolio introduces new variants to enable greater flexibility in system designs.

1. OFC with dual side staging port design









- To allow the OFC to conveniently fit with TTH, TGH, TT, and TG compressors, customers can freely choose either side of the staging port to suit their system design. The valve's function and performance remain identical.
- A set of solder and blind flanges for the staging ports is included with each sale code.
- Different outlet flange configurations and downstream ball valves are made available to provide more options for customers.

020C5420	020C5423	020C5428	020C5429	020C5426	020C5430
					
One set of solder and blind flange for staging ports are delivered with each OFC dual staging code.					
Dual stage port OFC Upstream ball valve 3-1/8 steel flange	Dual stage port OFC Upstream ball valve 4-1/8 steel flange	Dual stage port OFC w/o ball valve 3-1/8 steel flange	Dual stage port OFC w/o ball valve 4-1/8 steel flange	Dual stage port OFC Downstream ball valve 3-1/8 solder pipe	Dual stage port OFC Downstream ball valve 4-1/8 solder pipe
The outlet flange is delivered as "kit", not assembled to the OFC in delivery				The downstream ball valve is delivered as "kit", not assembled to the OFC in delivery	
Released	Released	April 2025	April 2025	April 2025	May 2025

Note: the UL certificate of the above models will be available from Aug. 2025.

2. Compact version OFC

- To facilitate integration into a compact system design, the compact version of the OFC uses the same flow path design, ensuring that its function and performance remain unchanged.
- A set of solder and blind flanges for the staging ports is included with each sale code.
- Various outlet flange configurations and downstream ball valves are available to offer customers more options.

020C5424	020C5421	020C5422	020C5431	020C5427	020C5425
					
One set of solder and blind flanges for staging ports is delivered with each OFC dual staging code.					
Compact OFC Upstream ball valve 3-1/8 steel flange	Compact OFC Upstream ball valve 4-1/8 steel flange	Compact OFC w/o ball valve 3-1/8 steel flange	Compact OFC w/o ball valve 4-1/8 steel flange	Compact OFC Downstream ball valve 3-1/8 solder pipe	Compact OFC Downstream ball valve 4-1/8 solder pipe
The outlet flange is delivered as "kit", not assembled to the OFC in delivery				The downstream ball valve is delivered as "kit", not assembled to the OFC in delivery	
April 2025	April 2025	April 2025	April 2025	Released	May 2025

Note: the UL certificate of the above models will be available from Aug. 2025

The existing OFC variants, 020-5420 and 020-5422, are planned to be phased out in the future. However, due to the extended time required by the supply chain to implement the new variants and the time needed by customers to qualify them, the production of both 020-5420 and 020-5422 will continue in parallel with the newly introduced variants in 2025. We will gather feedback from each customer and agree on a ramp-up and ramp-down plan individually.

3. Other technical changes

- **Change of temperature range:** The existing design and material selection allow the OFC to operate effectively within higher operating and ambient temperature ranges. To meet the increasing market demand, we are upgrading the maximum allowable temperature range as follows:

Current Temperature Range		New Temperature Range	
Media Temperature	0 °C to 90 °C (32 °F to 194 °F)	Media Temperature	-40 °C to 100 °C (-40 °F to 212 °F)
Ambient Temperature	-15 °C to 51 °C (5 °F to 124 °F)	Ambient Temperature	-40 °C to 100 °C (-40 °F to 212 °F)
Ambient Temperature	-30 °C to 51 °C (-22 °F to 124 °F)		

- **Change of UL certificates:** R1234ze(E) is categorized as a flammable refrigerant by UL, which means it cannot use the 'Listed UL' certification due to the OFC design incorporating a sealing flange. To meet the growing demand for this refrigerant and simplify market offerings, the UL certification for the OFC will be 'Recognized UL' for all refrigerants mentioned below.

OFC Code Number	Old UL Certificate	New UL Certificate
020-5420 020-5422	UL listed for R134a; R513A; R515B	UL recognized for R134a; R513A; R515B; R1234ze(E)
020C5420; 020C5423; 020C5428; 020C5429; 020C5426; 020C5430. 020C5424; 020C5421; 020C5428; 020C5429; 020C5427; 020C5425.		

- **Data matrix added on product label**

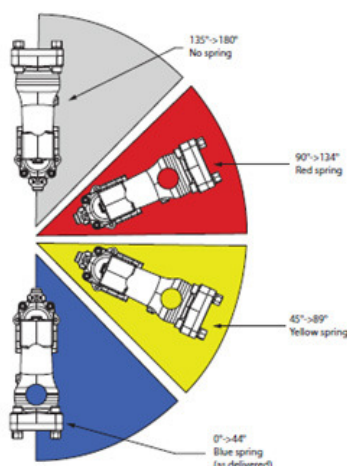
A data matrix will be added to the OFC product label, consisting of information on the production date.
Example:

020-5420N494A0
(020-5420) → Code number
(N) → Nordborg
(494A) → Week, year, day
(0) → Running number



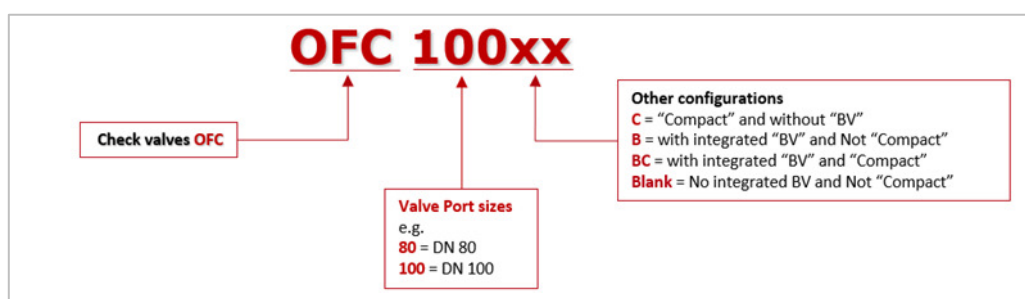
- **Update of OFC installation orientations**

The OFC is now allowed to be used for upwards orientations as below illustrates, the new orientation will be included in the new released datasheet and installation guide.



▪ Update of OFC type identification

To support the introduction of the new variants, the type designation is updated as follows.



The new released variants of OFC can be found here: [Link to Danfoss Product Store](#)

The updated datasheet can be found here: [Link to OFC Data Sheet](#)

If you need additional information, please contact your local Danfoss sales representative.

New Variants of M12 Cables with Twisted Wires

Due to market demand, it was decided to expand Danfoss's portfolio of M12 cables with twisted wires. The new code numbers, 034G7119 and 034G7120, are now available for ordering. Below, you can find a summary of the currently available M12 cables, which includes the new code numbers.

Summary of currently available M12 cables

Each of the M12 cables listed in Table 1 below consists of paired, twisted wires, which decreases mutual influence between signals transmitted along the cable and reduces the influence of external sources of interference. Consequently, these cables provide a higher degree of protection against lost steps compared to other cables.

Table 1. List of M12 cables with paired, twisted wires

Cable Length	Cable Insulation	Connector	Packing Format	Code No.
2 m / 6.6 ft	PVC	Angleway	Single pack	034G7073
5 m / 16.4 ft	PVC	Angleway	Single pack	034G7120
8 m / 26.2 ft	PVC	Angleway	Single pack	034G7074
12.2 m / 40.0 ft	PVC	Angleway	Single pack	034G7119
12.2 m / 40.0 ft	PVC	Straightway	Single pack	034G7078

We also offer M12 cables, in which the wires are not twisted. Please see the list of these cables in Table 2 below. If a suitable length and connector type are available, we recommend using the cables with twisted wires listed in Table 1.

Table 2. List of M12 cables, in which wires are not twisted

Cable Length	Cable Insulation	Connector	Packing Format	Code No.
2 m / 6.6 ft	PVC	Straightway	Single pack	034G2201
2 m / 6.6 ft	PVC	Straightway	Industrial pack	034G2330
8 m / 26.2 ft	PVC	Straightway	Single pack	034G2200
8 m / 26.2 ft	PVC	Straightway	Industrial pack	034G2323
2 m / 6.6 ft	CPE	Straightway	Single pack	034G2202
2 m / 6.6 ft	CPE	Straightway	Industrial pack	034G2331
3 m / 9.8 ft	CPE	Straightway	Single pack	034G2203
5 m / 16.4 ft	CPE	Straightway	Single pack	034G2205

For more information, please visit [Danfoss Product Store](#) or contact your local Danfoss sales representative.

Alsmart®: Release of AS-CX06 Lite and AS-XP05

We are pleased to announce the release of the new variants of the Alsmart® Universal Controller Platform for sale. The Product Version PV04 of AS-CX06 Lite and PV01 of AS-XP05 are officially released.

Key advantages

- CE and UL certification available on all variances
- Programmable with the Alsmart Design 1.06.0008
- High flexibility to build your unit system choosing the best controller configuration

Affected products

- Alsmart Controller AS-CX06 Lite (080G6008)
- Alsmart Controller AS-XP05 (080G6014).


The new AS-CX06 Lite will be available in stock from week 13.

The new AS-XP05 will be available in stock from week 15.

The Alsmart Design version 1.06.0008 can be downloaded from [Danfoss Partner Portal](#).

The table shows the controllers and expansions characteristics:

	AS-CX06 Pro+	AS-CX06 Pro	AS-CX06 Mid+	AS-CX06 Mid	AS-CX06 Lite	AS-XP05+	AS-XP05
Digital Output	6	6	6	6	6	5	5
Analog Output	3	3	3	3	3	2	2
Digital Input	2	2	2	2	2	---	---
Universal Input	10	10	10	10	10	10	10
TOTAL I/O	21	21	21	21	21	17	17
RS485	2	2	2	2	1	---	---
Ethernet	2	2	---	---	---	---	---
CAN FD	yes	yes	yes	yes	yes	---	---
EEV	1	---	1	---	---	1	---
Power	24 Vac or 20...60 Vdc					From Main Controller	
USB-C	1	1	1	1	1	---	---
Dimension	6 DIN	6 DIN	6 DIN	6 DIN	6 DIN	4 DIN	4 DIN



AS-CX06 data sheet: [LINK](#)

AS-XP05 data sheet: [LINK](#)

Data sheets are available also in other languages, please visit our [Alsmart website](#).

The Alsmart Design v. 1.06.0008 can be downloaded from a dedicated Alsmart section of the [Danfoss Partner Portal](#).

Follow the attached instructions to get access to Partner Portal: [Alsmart Partner Portal - Quick setup guide](#)

For more information, please contact your local Danfoss sales representative.

PSH019 - 023 – 026 Multi Release

After Danfoss scroll compressors PSH030 - 034 - 039 were released in October 2024, the PSH019 - 023 - 026 are available from March 2025. They have the same design configuration and functions, just different sizes.

There have been updates related to the map and charge limits in conjunction with the release of these new models.

Summary of the key points

1. **PSH019 - 023 - 026 new release:**
 - PSH030 - 034 - 039: Available from October 2024.
 - PSH019 - 023 - 026: Available from March 2025.
2. **Map extended:** all models
 - The minimum condensing temperature has been extended from 20°C to 10°C.
 - The vapor injection area for R454B has been extended to an evaporating temperature of 3°C with a condensing temperature of 68°C.
 - Areas for vapor injection (VI), liquid injection (WI), and no injection are clearly distinguished.
3. **Charge Limit Update:**
 - The charge limit has been updated in accordance with the latest Danfoss design guide.
4. **Full Package Version release:** (only UL certificate)
 - A full package version, which includes a control board and a liquid injection valve, will be available from March 2025.

For further information, please check: [Application Guide - PSH019 to PSH039](#)

Release of IPS 8 with R290 (Propane)

We are happy to announce the release of our new IPS 8 with the new green refrigerant R290 (Propane). R290, being a natural environmentally friendly green refrigerant with a low GWP, our IPS 8 with high efficiency and a R290 refrigerant charge less than 150 grams, we have a product that will be even more relevant for end-users and contractors

Description

The Smart Purging on demand technology remains the same as it is already well recognized by many customers.

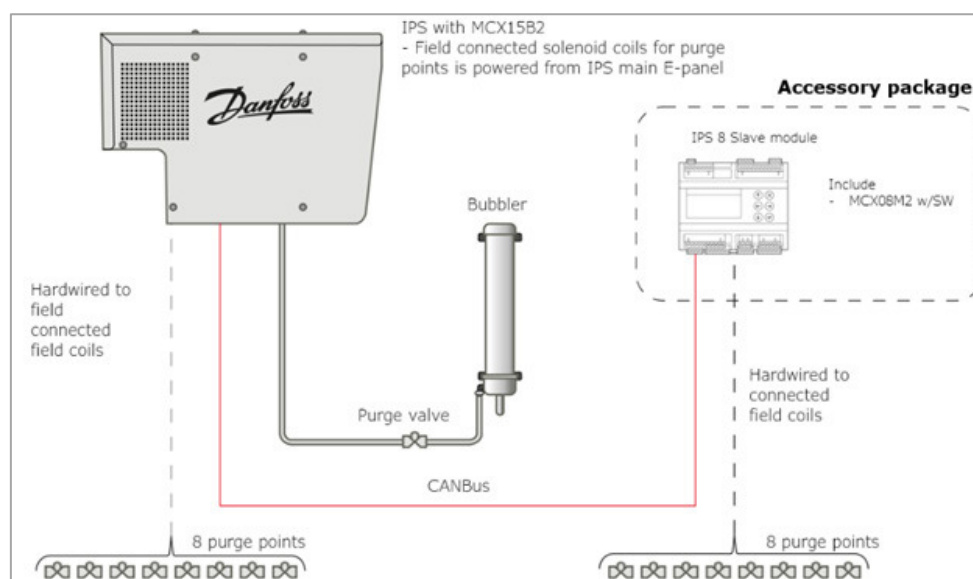
Along with Smart Purging we also would like to emphasize the

key benefits of our IPS 8 Air Purger:

- Keeps your ammonia system efficient, both in operation and at standstill.
- High purging efficiency and low residual ammonia independently from the Ammonia system evaporating temperature.
- Easy to install. Only one mechanical connection to Ammonia system (number of purge points excluded).
- Oil management/concern eliminated.
- Load scheme will clearly help to identify most loaded purge point – lower service cost.
- Modbus bus communication possible.
- Bubbler support.
- LLS 4000 support (liquid safety protection).
- 8 extra purge points possible (new).

We will also release some additional packages/products that will further support the IPS 8

- IPS 8 extension module (new)
 - With this product we extend the number of purge points with another 8 purge points, giving a total of 16 purge points.
- Bubbler-kit for IPS 8 (released September 2024)
 - With our solution of IPS 8 Air Purger combined with the Bubbler, we can help customers to keep machine rooms free of ammonia smelling, while IPS 8 is removing the non-condensable gases, and purging to the Bubbler.



Sales code numbers

Sales Code Number	Description
084H5004	IPS 8, CE, 230V AC, 50Hz
084H5005	IPS 8, 230V AC, 60Hz
080G5040	IPS 8 extension module
084H5070	Bubbler for IPS

Intelligent Purging System (IPS 8) Ammonia – [Link to User Guide](#)

For more information, please visit [Danfoss Product Store](#) or contact your local Danfoss sales representative.

New SW Version 1.5 for AK-PC 772A/B and New SW Version 2.5 for AK-PC 781A/B Available as Web Releases

We have released, only as Web releases, for AK-PC 772A/B a new SW version 1.5 and for AK-PC 781A/B a new SW rel. 2.5.

The new SW ver. 1.5 for AK-PC 772A/B will present the same features and functionalities of the SW ver. 1.3, with the only difference of also having the support of Bock compressors.

The new SW ver. 2.5 for AK-PC 781A/B will present the same features and functionalities of the SW ver. 2.31, with the only difference of also having the support of Ejectors and Bock compressors.

The new SW ver. 1.5 for AK-PC 772A/B and new SW ver. 2.5 for AK-PC 781A/B are only available as Web releases and can be provided to you through your local Danfoss representative.

If you have any questions regarding this information, please contact your local Danfoss sales representative.

Phase Out of Outdated Spare Parts for Industrial Refrigeration Systems

In line with our commitment to providing the most advanced and efficient solutions, we are phasing out certain outdated spare parts for our industrial refrigeration systems. After over a decade of supporting these discontinued products, the demand has decreased to a level where continued production is no longer feasible.

We recognize the importance of maintaining reliable operations, which is why we encourage you to consider our latest valve models. These updated versions are crafted to meet modern industrial requirements, offering improved performance and reliability with pressure ratings of 52 bar, 65 bar, and 140 bar.

Please be aware that the affected spare parts will be phased out immediately, and a last-buy option will not be available. For a list of impacted code numbers, please refer to the table below (on pages 10-12).

To find suitable replacements, we recommend visiting our Product Store at www.store.danfoss.com or using our [Coolselector®2](#) tool to identify the best alternatives for your system.

If you have any questions regarding this information, please contact your local Danfoss sales representative.

Impacted code numbers

Material	Description
148B2959	REPAIR KIT-PACKING GLAND SVA-140B 50-65
148B2960	REPAIR KIT-PACKING GLAND SVA-140B 80-100
148B3056	REPAIR KIT SVA 50 (GASKETS)
148B4000	SPARE PART KIT CONE SVA-ST-LT 25-40
148B4005	SPARE PART KIT CONE SVA-ST/STC 125
148B4006	SPARE PART KIT CONE SVA-ST/STC 150
148B4008	SPARE PART SVA-ST 25-40 SET A
148B4010	SPARE PART SVA-ST 65 SET A
148B4011	SPARE PART SVA-ST 80 SET A
148B4012	DEL - SPARE PART SVA-ST 100 SET A
148B4013	DEL - SPARE PART SVA-ST 125 SET A
148B4017	REPAIR KIT SVA-ST 50 (GASKETS)
148B4018	REPAIR KIT SVA-ST 65 (GASKETS)
148B4020	REPAIR KIT SVA-ST 100 (GASKETS)
148B4042	I-PACK(20) HANDWHEEL SVA25-40 BALTIMORE#
148B4045	I-PACK(14) HANDWHEEL-HEAVY SVA 100
148B4046	I-PACK(7) HANDWHEEL-HEAVY SVA 125-150
148B4047	I-PACK(3) HANDWHEEL-HEAVY SVA 200
148B4050	I-PACK(5) CAP+GASKET SVA 125-150
148B4051	I-PACK(2) CAP+GASKET SVA 200
148B4052	SPARE PART KIT CONE SVA-ST-LT 15-20
148B4053	SPARE PART SVA-ST 15-20 SET A
148B4054	DEL-REPAIR KIT SVA-ST 15-20 (GASKETS)
148B4055	REPAIR KIT SVA-LT 15-20 (GASKETS)
148B4058	I-PACK(28) HANDWHEEL SVA15-20 BALTIMORE#
148B4084	SPARE PART KIT FOR BONNET-CAP SCV 125
148B4085	SPARE PART KIT FOR BONNET-CAP SCV150-200
148B4103	SPARE PART KIT FOR BONNET-CAP SCV/STV250
148B4105	SPARE PART PACK.GLAND"C" SCV/STV 250-300
148B4108	I-PACK(28) HANDWHEEL-STD SVA 15-20
148B4127	DEL-Spare Part SVA-HS 200 Set A
148B4142	DEL-SPARE PART PACKING GLAND SVA-HS 200
148B4240	I-PACK(10) ACC.LOCK WASHER SVA 50-65
148B4244	WELD NIPPEL DN 10 D SVA
148B4300	SPARE PART HANDWHEEL-SS. SVA 15-20
148B4301	HANDWHEEL-SS. SVA 25-40
148B4485	SPARE PART T- HANDLE SVA 15-20 I/50
148B4487	DEL-SPARE PART T-BAR HANDLE SVA 25-40 I
148B6069	REPAIR KIT FOR SVL DN 200
148B6086	SVA CONE REPLACEMENT KIT DN 6-10
148B6087	SVA CONE REPLACEMENT KIT DN 15-20
148B6088	SVA CONE REPLACEMENT KIT DN 25-40
148B6089	SVA CONE REPLACEMENT KIT DN 50
148B6090	SVA CONE REPLACEMENT KIT DN 65

Material	Description
148B6091	SVA CONE REPLACEMENT KIT DN 80
148B6092	SVA CONE REPLACEMENT KIT DN 100
148B6093	SVA CONE REPLACEMENT KIT DN 125
148B6094	SVA CONE REPLACEMENT KIT DN 150
148B6095	SVA CONE REPLACEMENT KIT DN 200
148G3201	SPARE PART KIT CONE SCH 25-40
148G3202	SPARE PART KIT FOR BONNET-CAP SCH 15-20
148G3203	SPARE PART KIT FOR BONNET-CAP SCH 25-40
148G3205	SPARE PART SPRING-STD 0.04BAR SCA 25-40#
148G3209	SPARE PART SPRING-STD 0.05BAR SCH 65-80
148G3211	SPARE PART SPRING-STD 0.05BAR SCH 125
148G3212	SPARE PART SPRING-STD 0.05BAR SCH150-200
148G3216	SPARE PART SPRING-SPEC 0.3BAR SCH 125
148G3462	SPARE PART CYLINDER+SEAT SCA/CHV 80
148G3468	SPARE PART GASKET COMPLETE SCA 100
148G3730	SPARE PART NRS10-15 NEW
148G3734	SPARE PART SPRING-STD 0.3 BAR SCA/CHV100
148G3735	SPARE PART SPRING-STD 0.3 BAR SC
148H3002	SPARE PART FILTER ELEMENT 150MY FIL10-20
148H3003	SPARE PART FILTER ELEMENT 150MY FIL25-40
148H3004	SPARE PART FILTER ELEMENT 250MY FIL10-20
148H3005	SPARE PART FILTER ELEMENT 250MY FIL25-40
148H3007	SPARE PART FILTER ELEMENT 500MY FIL25-40
148H3008	SPARE PART FILTER ELEMENT 150MY STA40-50
148H3009	SPARE PART FILTER ELEMENT 150MY STA65-80
148H3014	SPARE PART FILTER ELEMENT 150MY STA 250
148H3015	SPARE PART FILTER ELEMENT 150MY STA 300
148H3016	SPARE PART FILTER ELEMENT 250MY STA40-50
148H3017	SPARE PART FILTER ELEMENT 250MY STA65-80
148H3018	SPARE PART FILTER ELEMENT 250MY STA 100
148H3019	SPARE PART FILTER ELEMENT 250MY STA 125
148H3020	SPARE PART FILTER ELEMENT 250MY STA 150
148H3021	SPARE PART FILTER ELEMENT 250MY STA 200
148H3023	SPARE PART FILTER ELEMENT 500MY STA65-80
148H3177	DEL FIA-INS 250 500my FILTER ELEMENT
148H3178	DEL FIA-INS 300 500my FILTER ELEMENT
2453+016	REPAIR KIT SVA/STV 3-10 (GASKETS)
2453+022	REPAIR KIT SVA/STV/QDV 10-20 (GASKETS)
2453+023	REPAIR KIT STV 10-25 "C" (GASKETS)
2453+025	REPAIR KIT SVA/STV 25-40 (GASKETS)
2453+026	REPAIR KIT STV 25-32 "C" (GASKETS)
2453+028	REPAIR KIT FIL/STR 10-20 (GASKETS)
2453+029	GASKET REPAIR KIT FOR FILTER DN 25-40
2453+035	REPAIR KIT REG/SRV 3-10 No 1 (GASKETS)
2453+036	REPAIR KIT REG/SRV 3-10 No 2 (GASKETS)

Material	Description
2453+037	REPAIR KIT REG/SRV 3-10 No 3 (GASKETS)
2453+038	REPAIR KIT REG/SRV 10-25 No 4 (GASKETS)
2453+039	REPAIR KIT REG/SRV 10-25 No 5 (GASKETS)
2453+040	REPAIR KIT REG/SRV 10-25 No 6 (GASKETS)
2453+041	REPAIR KIT REG/SRV 10-25 No 7 (GASKETS)
2453+042	REPAIR KIT REG/SRV 25-40 No 8 (GASKETS)
2453+043	REPAIR KIT REG/SRV 25-40 No 9 (GASKETS)
2453+044	REPAIR KIT REG/SRV 25-40 No 10 (GASKETS)
2453+045	REPAIR KIT STV 250 XX2/5 (GASKETS)
2453+046	REPAIR KIT STV 300 XX2/5 (GASKETS)
2453+078	REPAIR KIT SCH 25-40 XX1-XX2 (GASKETS)
2453+080	REPAIR KIT CHV 25-40 (GASKETS)
2511+024	MLI - MOISTURE LIQUID INDIC. SPARE PART.
3184+072	REPAIR KIT SCV 6 XX1 (GASKETS)
3184+115	REPAIR KIT SCH 125 XX3-XX9 (GASKETS)
3184+116	REPAIR KIT SCH 150-200 XX3-XX9 (GASKETS)
148G3197	SPARE PART GASKET COMPLETE REG 50

Storeview Web (SvW) Release 3.3.1

Danfoss is pleased to announce that a new version of Storeview Web (SvW) is available, version 3.3.1. The main highlights of this release include improvements for usability, configuration and interface and various bug fixes.

Operating Guide: [Change log for Storeview Web W 3.3.1](#)

Timing and Availability

Storeview Web (3.3.1) is released from Danfoss on April 2025 but may take up to 24 hours to take effect depending on browser versions.

Storeview Web (3.3.1) is available via browser (svw.danfoss.com) and via desktop app, available from same location. Please note that Storeview Web requires connectivity to your System Manager.

Affected products

Storeview Web supports:

AK-SM 800 series (Recommended VG08.095 and above)

AK-SM 800A series (Recommended R3.0.12 spk and above)

More information

More information and news about the current and future updates can be found on Danfoss.com.

AK-SM 800A Series, Software Release 4.2 Including Security Updates

Danfoss announces a new software release of the ADAP-KOOL™ System Manager 800A series. Please note, a new Danux Package (4.14.014.194) accompanies this release and is recommended to be installed prior to loading the AK-SM 800A application update. Both packages can be found on [ADAP-KOOL support site](#).

Software package 4.2 requires Danux 4.14.014.194.



Important notes on Package 4.2 update

Before installing Package 4.2, we recommend first installing Danux 4.14.014.194.

If you're updating from version 4.0, your current security settings will remain unchanged.

However, if you're coming from version 3.3 or earlier, note that important security updates apply.

With version 4.0, Danfoss introduced enhanced security for the AK-SM 800A System Manager, aligning with IT security best practices. This includes stronger default security settings like Strict mode and features such as session control, which manages user login behavior.

Session control supports different modes (Backward Compatibility, Permissive, Strict), which may affect how the remote interface operates. For more details, visit the ADAP-KOOL® support site: [LINK to support site](#)

Software Release 4.2 (package ID 4.2.4) main highlights

Security
Security update - Remove specific command used by Alsense
New Features
Official support for Danfoss X-Gate over Modbus/IP
Implement Reset Mechanism for Application upon detection of task timeout
Implement improved protection against 'system lockups'
Updated board points for type "time off" defrost, to allow proper exceptions to be handled in Alsense
Bug Fixes
Corrected Real Time Clock drifting issue
Fixed issue with customer specific XML instruction causing resets
Corrected AK-CC55 Bluetooth lock/unlock fixed
Corrected Schneider IEM3255 does not log history correctly

Software Installation

Perform a unit backup and check for any open alarms before proceeding with update.

Step 1 (install Danux 4.14.014.194.lpk)

- Using Storeview Browser 5 / Storeview Web select OS update and proceed with Danux upgrade
 - Allow a few minutes to pass with the new OS installed
- Important notes: *This file size package is large and depending on your network speed may take 10+ minutes to complete. Do not interrupt power during the OS update. For systems utilizing DHCP it is advised that this update is performed locally, as IP address change is possible after re-booting.*

Step 2 – update System Manager firmware (package 4.2.4.4.spk)

- Using Storeview Browser 5 / Storeview Web or local USB Flash drive, select OS update and proceed software upgrade. *Do not interrupt power during the software update.*
- After installation is complete, review for correct system operation

Approved products:

The table below shows approved AK-SM 800A portfolio versions suitable for software 4.2.

Type	Description	Code No.
AK-SM 820A	C-Store (Refrigeration / HVAC / Lighting)	080Z4024
AK-SM 850A	Refrigeration (including Lighting)	080Z4021
AK-SM 850A – no WiFi	No Wi-Fi, Refrigeration (including Lighting)	080Z4022
AK-SM 880A	Full (Refrigeration / HVAC / Lighting)	080Z4028
AK-SM 880A – TP78	Retro-fit Full (Refrigeration / HVAC / Lighting)	080Z4029

Type	Description	Code No.
AK-SM 820A	C-Store (Refrigeration / HVAC / Lighting)	080Z4044
AK-SM 850A	Refrigeration (including Lighting)	080Z4041
AK-SM 880A	Full (Refrigeration / HVAC / Lighting)	080Z4048

Timing and Stock

Package 4.2 is released for general update and is available via ADAP-KOOL® support site: [LINK to support site](#)


Stock units will not be recalled or updated.

Security

To help keep your Danfoss products secure and protected, we emphasize implementing cyber security best practices to maximize your protection against malicious attacks.

New and Updated Literature and Infographics

- Overview Brochure - Thermostatic Expansion Valves - [LINK](#)
- Catalogue - Electronic Controls for Commercial Refrigeration - [LINK](#)
- Application Handbook - Automatic Controls for Industrial Refrigeration Systems - [LINK](#)
- Brochure - BOCK® Condensing Units 60 Hz - [LINK](#)
- Brochure - BOCK® Condensing Units 50 Hz - [LINK](#)
- Application Guide - Danfoss Scroll Compressors SH090 to SH380 - [LINK](#)
- Application Guide - Scroll Compressors PSH019 to PSH039 - [LINK](#)
- Infographic – The Electronic Expansion Valve Portfolio - [LINK](#)



Details for Additional Information

If you need additional information on Danfoss products and solutions, please **click the link below**, select your country and find contact details for our sales and service offices.

➔ [Contact Danfoss](#)