


SKDH146/...-L140



SEMIPONT™ 6

3-Phase Bridge Rectifier + IGBT braking chopper

SKDH146/...-L140

Features

- Compact design
- Two screws mounting
- Heat transfer and isolation through direct copper bonded aluminium oxide ceramic (DCB)
- High surge currents
- Up to 1600V reverse voltage
- IGBT Trench4 inside; max $T_j=175^\circ\text{C}$
- CAL4F diode inside, max $T_j=175^\circ\text{C}$
- $I_{CM}/I_{FM} = 3 \times I_{C,nom}/I_{F,nom}$
- Rectifier diode, max $T_j=150^\circ\text{C}$

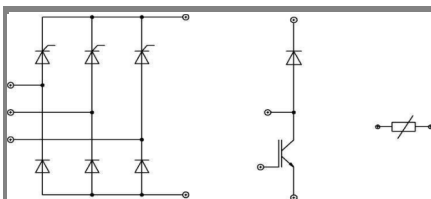
Typical Applications*

- DC drives
- Controlled filed rectifiers for DC motors
- Controlled battery charger

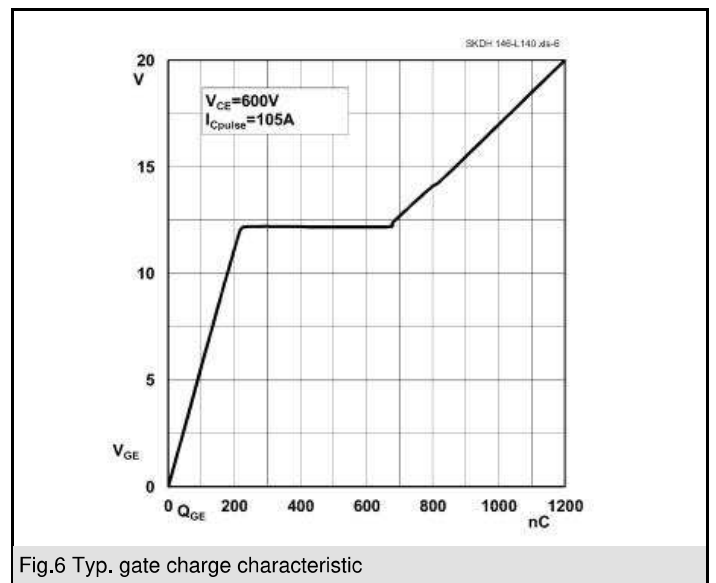
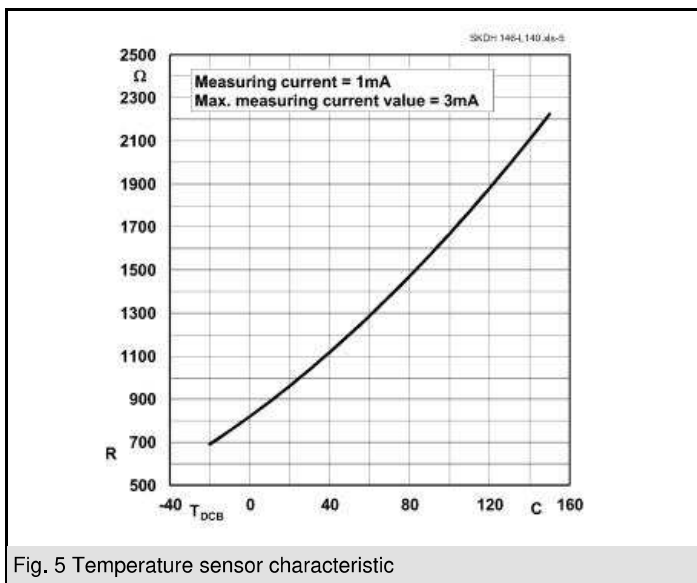
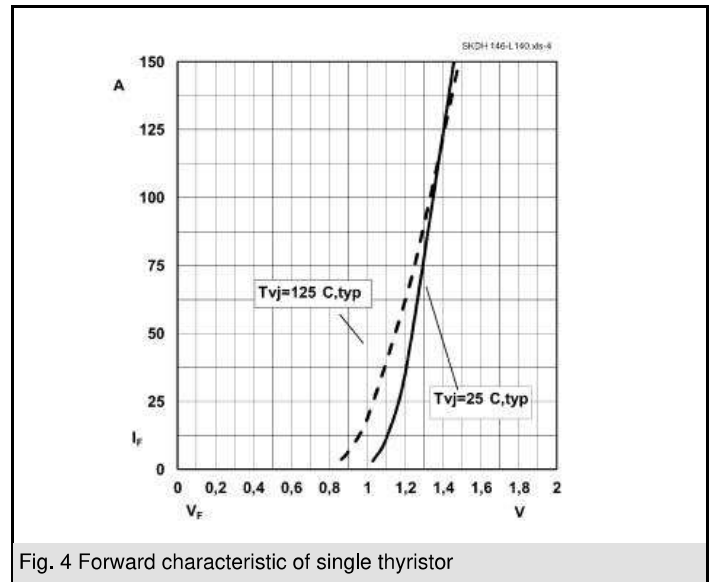
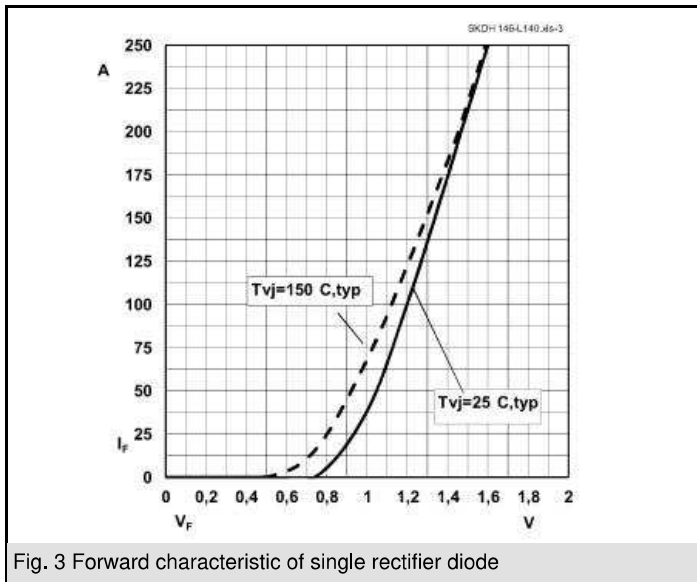
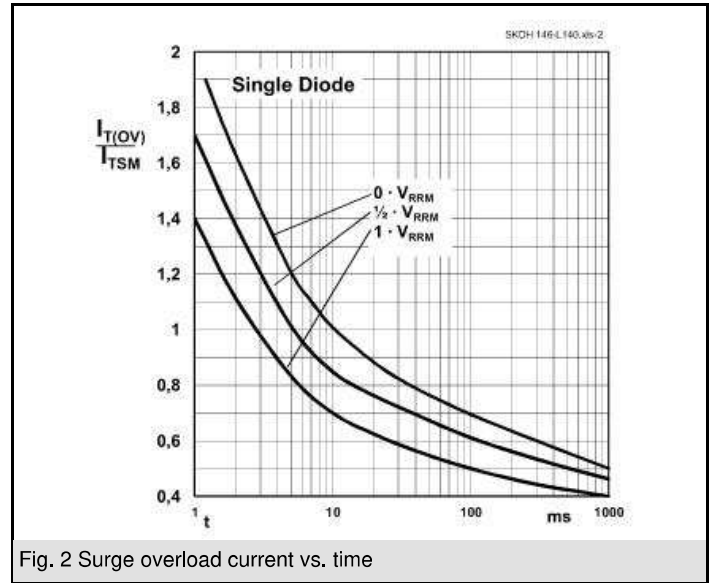
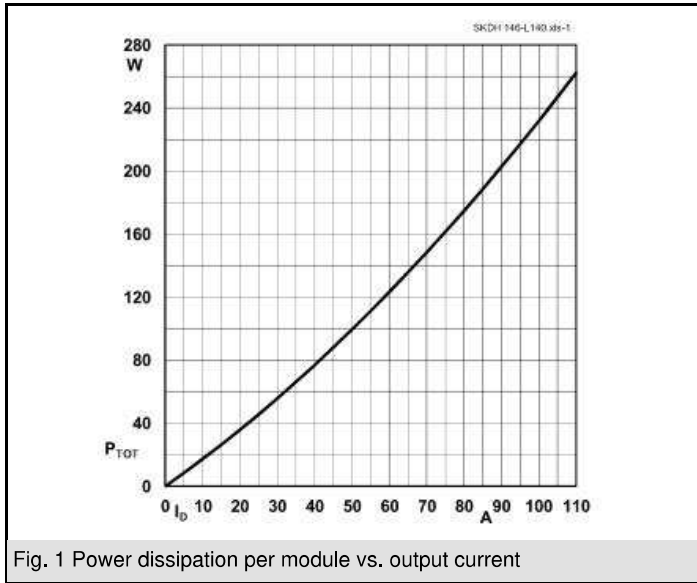
V_{RSM} V	V_{RRM}, V_{DRM} V	$I_D = 140 \text{ A}$ (maximum value for continuous operation) ($T_s = 80^\circ\text{C}$)
1300	1200	SKDH146/12-L140
1700	1600	SKDH146/16-L140

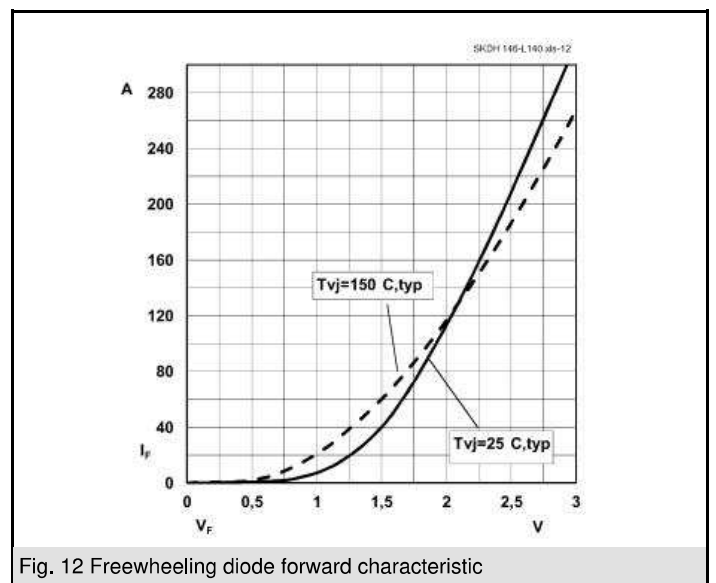
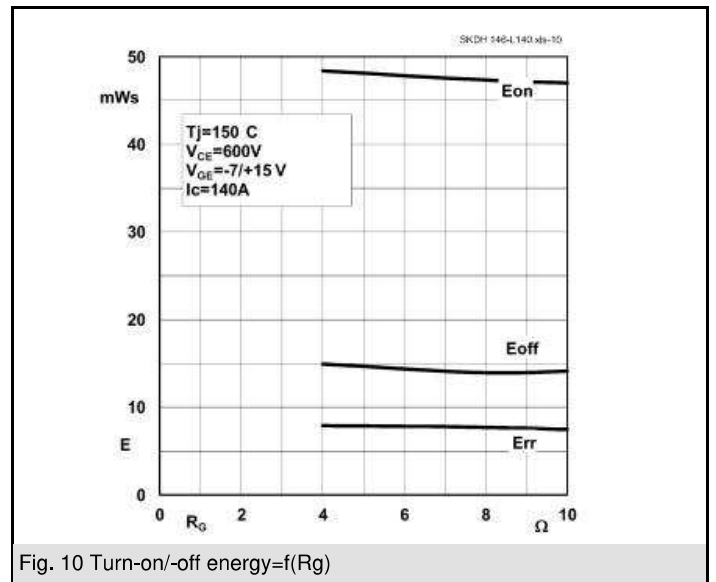
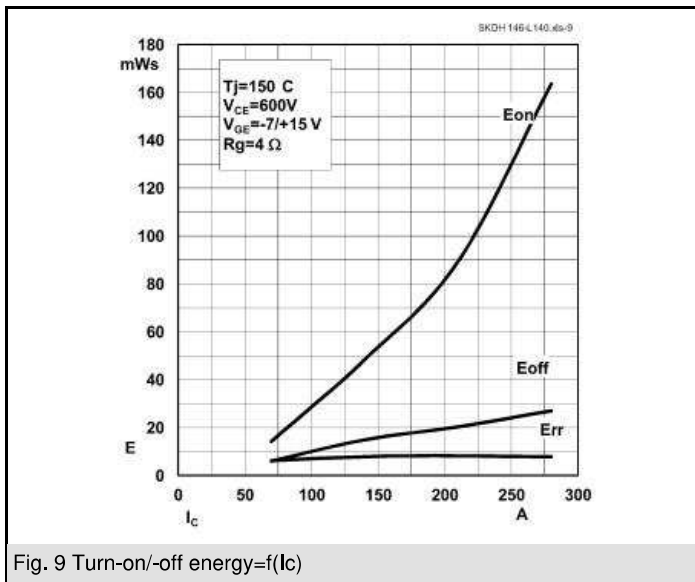
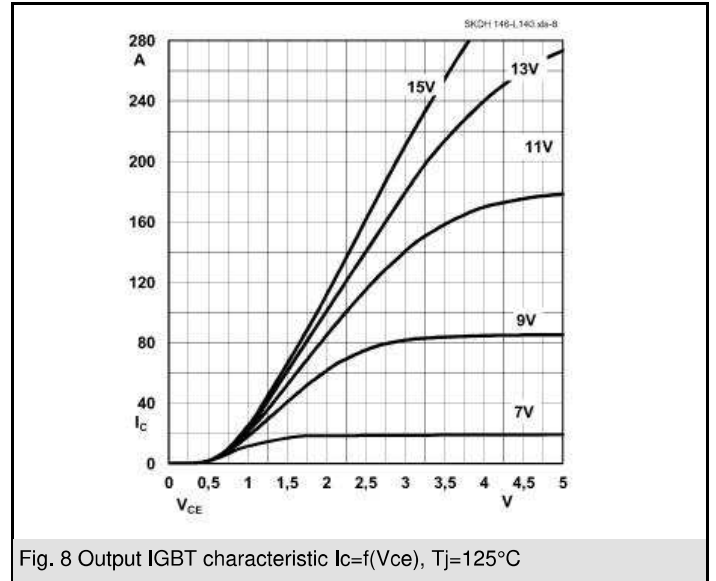
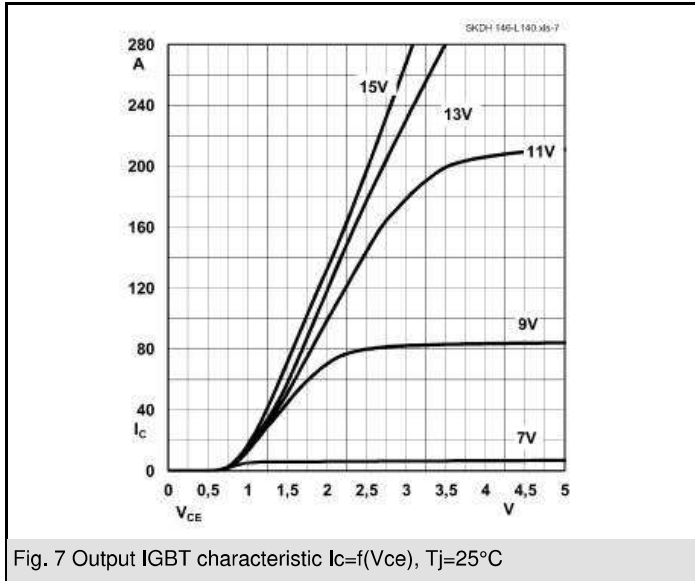
Absolute Maximum Ratings		$T_s = 25^\circ\text{C}$, unless otherwise specified		
Symbol	Conditions	Values	Units	
Bridge - Rectifier				
I_D	$T_s = 80^\circ\text{C}$; inductive load	140	A	
I_{FSM}/I_{TSM}	$t_p = 10 \text{ ms}$; $\sin 180^\circ$; T_{jmax}	1250	A	
i^2t	$t_p = 10 \text{ ms}$; $\sin 180^\circ$; T_{jmax}	7800	A ² s	
IGBT - Chopper				
V_{CES}/V_{GES}		1200 / 20	V	
I_C	$T_s = 25 (70)^\circ\text{C}$	149 (120)	A	
I_{CM}	$t_p = 1 \text{ ms}$; $T_s = ^\circ\text{C}$	420	A	
Freewheeling - CAL Diode				
V_{RRM}		1200	V	
I_F	$T_s = 25 (70)^\circ\text{C}$	130 (102)	A	
I_{FM}	$t_p = 1 \text{ ms}$; $T_s = ^\circ\text{C}$	450	A	
T_{vj}	Diode & IGBT (Thyristor)	- 40 ... + 175 (-40...+ 125)	$^\circ\text{C}$	
T_{stg}		- 40 ... + 125	$^\circ\text{C}$	
T_{solder}	terminals, 10 s	260	$^\circ\text{C}$	
V_{isol}	a.c. (50) Hz, RMS 1 min. / 1 s	3000 / 3600	V	

Characteristics		$T_s = 25^\circ\text{C}$, unless otherwise specified			
Symbol	Conditions	min.	typ.	max.	Units
Diode - Rectifier					
V_{TO} / r_t	$T_j = 125^\circ\text{C}$		0,8 / 4		V / m Ω
$R_{th(j-s)}$	per diode			0,8	K/W
IGBT - Chopper					
$V_{CE(sat)}$	$I_C = 140 \text{ A}$, $T_j = 25^\circ\text{C}$; $V_{GE} = 15 \text{ V}$		1,85	2,1	V
$R_{th(j-s)}$	per IGBT		0,38		K/W
$t_{d(on)} / t_r$	valid for all values:		97 / 185		ns
$t_{d(off)} / t_f$	$V_{CC} = 600 \text{ V}$; $V_{GE} = 15 \text{ V}$; $I_C = 140 \text{ A}$; $T_j = 150^\circ\text{C}$;		443 / 82		ns
$E_{on} + E_{off}$	$T_j = 150^\circ\text{C}$; $R_G = 4 \Omega$; inductive load		63,3		mJ
CAL - Diode - Freewheeling					
$V_{T(TO)} / r_t$	$T_j = 150^\circ\text{C}$		0,9 / 7,8	1,1 / 8,6	V / m Ω
$R_{th(j-s)}$	per diode		0,56		K/W
I_{RRM}	valid for all values:		30		A
Q_{rr}	$I_F = 140 \text{ A}$; $V_R = - -600 \text{ V}$; $di_F/dt = - -1700 \text{ A}/\mu\text{s}$		9		μC
E_{off}	$V_{GE} = 0 \text{ V}$; $T_j = 150^\circ\text{C}$		7,92		mJ
Temperature Sensor					
R_{TS}	$T = 25 (100)^\circ\text{C}$;		1000 (1670)		Ω
Mechanical data					
M_S	mounting Torque		2,55	3,45	Nm



DH

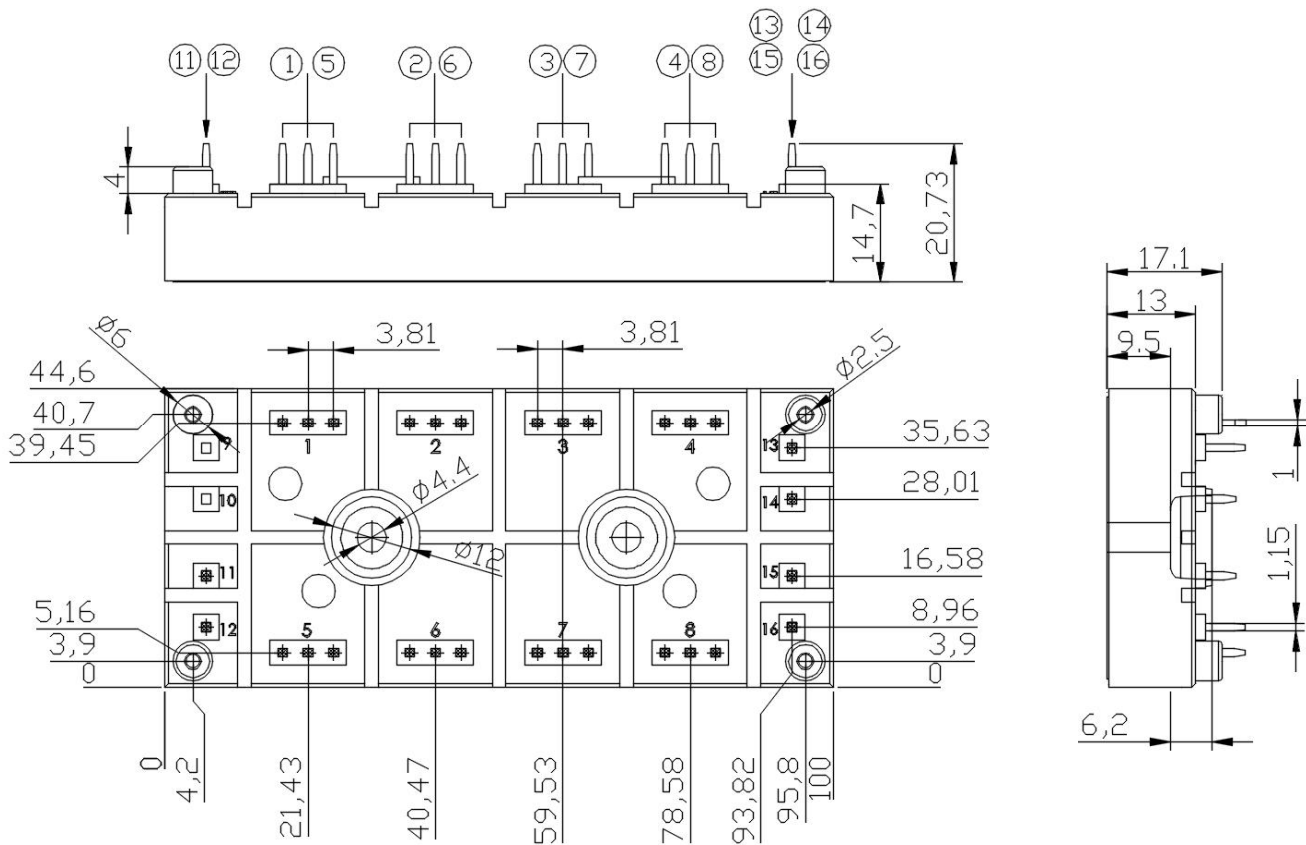




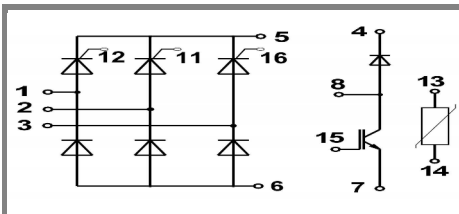
SKDH146/...-L140

UL recognized
file no. E 63 532

Dimensions in mm



Case G 59



Case G 59

This is an electrostatic discharge sensitive device (ESDS), international standard IEC 60747-1, chapter IX.

*IMPORTANT INFORMATION AND WARNINGS

The specifications of SEMIKRON products may not be considered as any guarantee or assurance of product characteristics ("Beschaffenheitsgarantie"). The specifications of SEMIKRON products describe only the usual characteristics of SEMIKRON products to be expected in typical applications, which may still vary depending on the specific application. Therefore, products must be tested for the respective application in advance. Resulting from this, application adjustments of any kind may be necessary. Any user of SEMIKRON products is responsible for the safety of their applications embedding SEMIKRON products and must take adequate safety measures to prevent the applications from causing any physical injury, fire or other problem, also if any SEMIKRON product becomes faulty. Any user is responsible for making sure that the application design and realization are compliant with all laws, regulations, norms and standards applicable to the scope of application. Unless otherwise explicitly approved by SEMIKRON in a written document signed by authorized representatives of SEMIKRON, SEMIKRON products may not be used in any applications where a failure of the product or any consequences of the use thereof can reasonably be expected to result in personal injury. SEMIKRON does not convey any license under its or a third party's patent rights, copyrights, trade secrets or other intellectual property rights, neither does it make any representation or warranty of non-infringement of intellectual property rights of any third party which may arise from a user's applications. This document supersedes and replaces all previous SEMIKRON information of comparable content and scope. SEMIKRON may update and/or revise this document at any time.