



ENGINEERING  
TOMORROW



## Environmental **Product Declaration**



### **Solenoid Valve EV220S 10-50**

**made from Brass**

**including Coil**

<b>EPD issued</b>	2025-07-22
<b>EPD expires</b>	2030-07-22
<b>EPD author</b>	Danfoss Climate Solutions RAC-RP
<b>EPD type</b>	Cradle-to-gate with options
<b>Declared unit</b>	One product over its Reference Service Life
<b>Products included</b>	Reference product used Solenoid Valve 042U6149 with Solenoid Coil 042N7601 This EPD covers range of Solenoid Valves EV220S 10-50 with Solenoid Coil. Full list of codes covered in Annex 1
<b>Manufacturing Location</b>	Grodzisk, Poland
<b>Use Location</b>	Europe
<b>Application</b>	Water applications, heating installations and others such as indirect cooling, steam and laundry
<b>Mass</b>	4,435 kg valve and coil without packaging 4,835 kg valve and coil with packaging
<b>Dimensions (H×W×D)</b>	160,5x113x145,8 mm
<b>Verification</b>	<input type="checkbox"/> External <input checked="" type="checkbox"/> Internal <input type="checkbox"/> None
<b>Produced to</b>	<a href="#">Danfoss Product Category Rules</a> (2022-09)
<b>Internal independent verifier</b>	Danfoss Power Electronics & Drives A/S

#### **DISCLAIMER**

This EPD was prepared to the best of knowledge of Danfoss A/S. The life cycle assessment calculations were performed in accordance with ISO 14040 & 14044 and EN15804+A2.

All results were internally reviewed by independent experts. While this declaration has followed the guidance of ISO 14025, it has not been externally verified or registered by an EPD programme and therefore does not fully comply with the ISO 14025 standard.

This EPD has been published by Danfoss A/S on Danfoss Product Store and Danfoss Website. For questions, feedback or requests please contact your Danfoss sales representative.

## Introduction

This Environmental Product Declaration (EPD) follows the Danfoss Product Category Rules (PCR) (2022-09-20). These rules provide a consistent framework for calculating and reporting the environmental performance of Danfoss' products and are aligned with relevant international standards, particularly ISO 14025:2006 and EN 15804+A2:2019.

This document has been produced by Danfoss A/S following an internal verification process, but it is not a third-party verified document.

## What is an EPD?

An EPD is a document used to communicate transparently, the quantified environmental impacts of a product over its lifecycle stages. This quantification is done by performing a Life Cycle Assessment (LCA) in line with a consistent set of rules known as a PCR (Product Category Rules).

An EPD provides:

- A product's carbon footprint together with other relevant environmental indicators, including air pollution, water use, energy consumption, and waste, over its life cycle (Module A-C), as well as the expected benefits of reuse and recycling in reducing the impact of future products (Module D). See Table 1 for module descriptions.
- Environmental data allows customers to calculate LCAs and produce EPDs for their products.

## Type of EPD

This EPD is of the type 'cradle-to-grate with options' and includes all relevant modules: production (A1-A3), shipping (A4) and installation (A5); operational energy use (B6); deconstruction (C1), waste collection and transport (C2), treatment (C3) and disposal (C4). It also includes potential net benefits to future products from recycling or reusing post-consumer waste (D). The codes in brackets are the module labels from EN 15804+A2. Modules concerning the use, maintenance, repair, replacement, refurbishment (B1-B5), and operational water use (B7) are excluded, following the cut-off rules from EN 15804.

**Table 1:** Modules of the product's life cycle included in the EPD.

Product stage			Installation		Use stage							End-of-life stage				Benefits
Raw materials	Transport	Manufacture	Transport	Installation	Use	Maintenance	Repair	Replacement	Refurbishment	Operational energy use	Operational water use	De-install.	Transport	Waste processing	Disposal	Benefits and loads outside system boundaries
A1	A2	A3	A4	A5	B1	B2	B3	B4	B5	B6	B7	C1	C2	C3	C4	D
X	X	X	X	X	MNR	MNR	MNR	MNR	MNR	X	MNR	X	X	X	X	X

(X = declared module; MNR = module not relevant)

## Product Description

The reference products used for this EPD are the Danfoss solenoid valve 042U6149 and the Danfoss coil 042N7601 which is a representative of sales in its range. The EPD covers all product codes listed in Annex Table 2.

EV220S is a range of streamlined compact servo-operated 2/2 way solenoid valves with connections from 1/4" to 2", special designed to fit in applications where space is limited.

EV220S can be used in the following applications:

- Water shut of (EPDM version)
- Building control
- Commercial tap water supply, leak detection, heating and cooling
- Water for industrial processing
- Laundry and dishwashing
- Car washing

Oil, air neutral media's (FKM version )

- Air Compressors
- Factory processes
- Pump cooling

See more information about the solenoid valve(042U6149) on the [Danfoss product store](#) and the solenoid coil(042N7601) on [the Danfoss product store](#).



**Figure 1: Solenoid Valve 042U6149 with Solenoid Coil 042N7601.**

The EPD covers all products in the solenoid valve product group referenced in Annex 1. Since the reference product (solenoid valve 042U6149, coil remains the same for all solenoid valves) is the biggest/heaviest in the referenced product group, it represents a conservative scenario. This assumption is based on the mass and material composition. Duty rates applicable in the use phase (0.1%, 1%, and 10%) are uniformly assigned to all codes as per their respective duty categories.

### Reference Service Life

For this EPD the reference service life (RSL) of the product is considered to be 1 year.

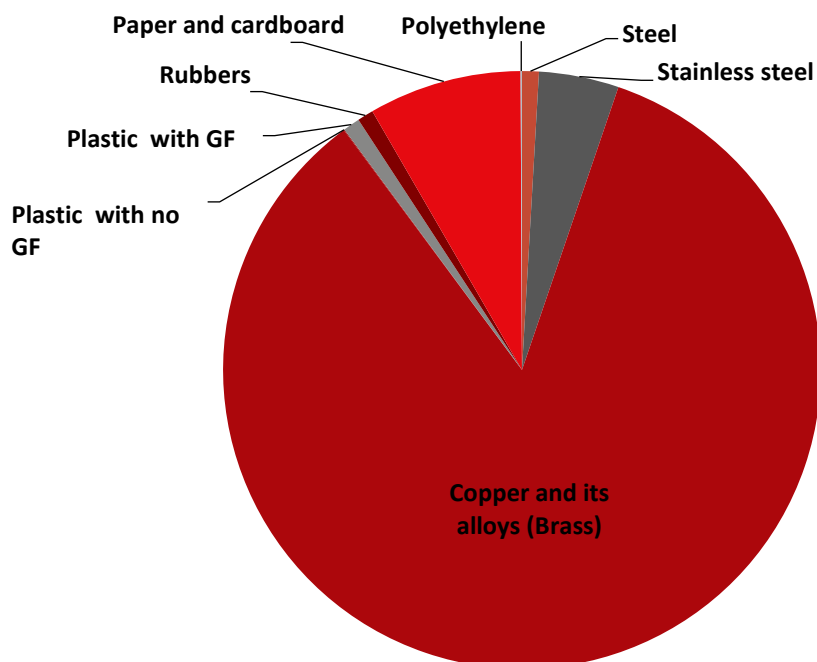
### Intended market.

The intended market of this study is Europe, and the baseline scenario involves the distribution, installation, and end-of-life in Europe.

## Product Description

**Table 2:** Product composition

Material	Mass (kg)	(%)
<b>Metals</b>	<b>4,343</b>	<b>97,9%</b>
Steel (excl, stainless steel)	0,044	1,0%
Stainless steel	0,209	4,7%
Copper and its alloys (Brass)	4,090	92,2%
<b>Plastics &amp; Rubbers</b>	<b>0,088</b>	<b>2,0%</b>
Plastic with no GF	0,002	0,0%
Plastic with GF	0,044	1,0%
Rubbers	0,042	0,9%
<b>Natural materials</b>	<b>0,004</b>	<b>0,1%</b>
Paper and cardboard	0,004	0,1%
<b>Total product</b>	<b>4,435</b>	<b>100%</b>
Paper and cardboard	0,396	99,1%
Polyethylene	0,004	0,9%
<b>Packaging Total</b>	<b>0,400</b>	<b>100%</b>
<b>Total (Product + Packaging)</b>	<b>4,835</b>	



**Figure 2:** Material Composition Overview

## Overview of LCA study

---

### Data quality

The data quality of the selected datasets is generally assessed as good and very good in terms of geographical, time, and technology representativeness and applicability. Background data is from LCA software LCA for Experts (Sphera) database version 2025.1.

### Allocation and cut-off criteria

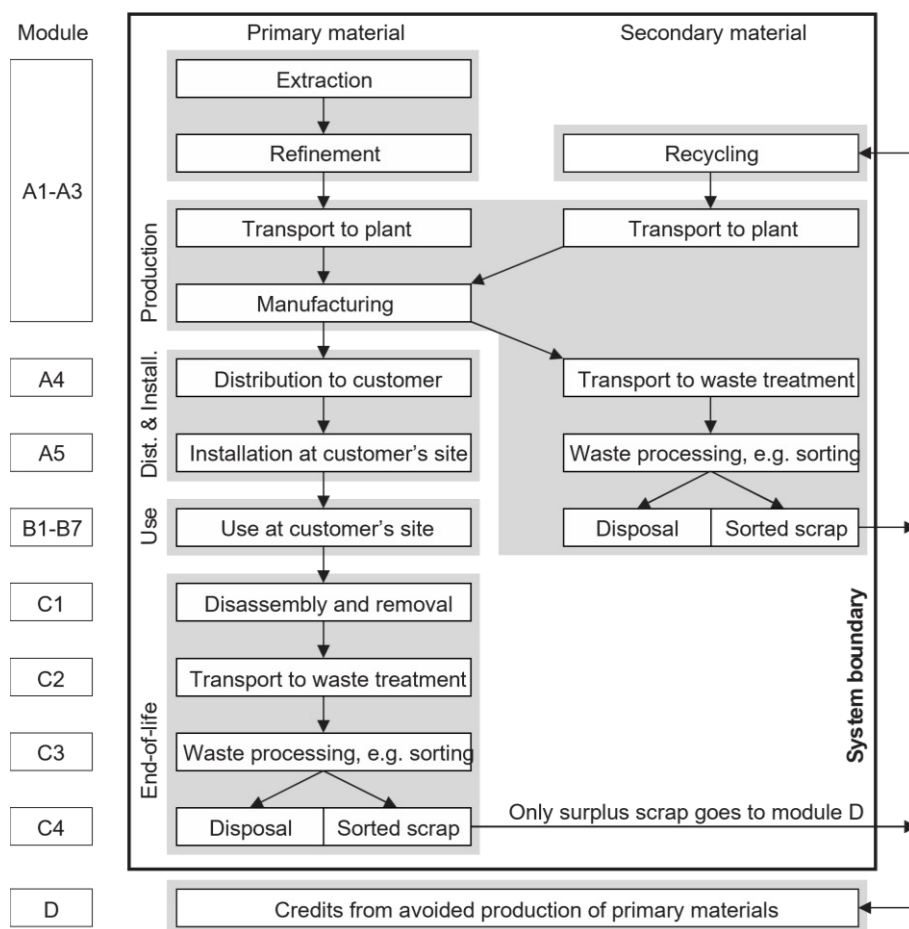
The allocation is made following the provisions of EN 15804+A2. All major raw materials and all the essential energy are included. All hazardous materials and substances are considered in the inventory. Data sets within the system boundary are complete and fulfill the criteria for the exclusion of inputs and output criteria. No known material or energy flows were ignored, including those which fell below the limit of 1%. Accordingly, the total sum of input flows ignored is certainly less than 5% of the energy and mass applied.

Due to unavailable data sets for the process stainless steel machining and brass forging, it was assumed to be produced from a stainless drawn and brass Casting of its material instead.

### System boundaries

The results in this EPD are split into life cycle modules following EN 15804 (Figure 3): production (A1-A3), distribution (A4), (A5) installation, use (B6), and the end of the product's life (C1-C4). Module D represents environmental benefits and loads that occur beyond the system boundary (i.e., in future products).

## Overview of LCA study



**Figure 3:** Modular structure used in this EPD (following EN 15804+A2)

## Overview of LCA study

### Product and packaging manufacture (A1-A3)

Final manufacturing occurs in the Grodzisk plant, in Poland, data was collected for the year 2025. The facility is certified according to ISO 14001& ISO 900. Where waste generated on-site is recyclable, it is separated and recycled. For further information, [see here](#). All packaging materials can be safely recycled or incinerated if appropriate local facilities are available.

**Table 3:** Biogenic carbon content in the product and packaging

	Total (excluding recycling)
Biogenic carbon content in product [kg]	3,95E-03
Biogenic carbon content in accompanying packaging [kg]	3,96E-01

Note: 1 kg of biogenic carbon is equivalent to 44/12 kg of CO<sub>2</sub>.

### Shipping and installation (A4-A5)

Distribution to customers is assumed to be in central Europe, Stuttgart. Transportation at 1140 km distance by truck is assumed between the factory Poland Grodzisk and the final customer.

Module A5 includes disposal of packaging materials only, the benefits from e.g., energy recovered after plastic incineration are allocated to module D. The product is assumed to be installed by hand and there is no loss of product during installation. Energy use in handheld tools during installation is not included as it falls under the cut-off criteria.

### Use phase (B1-B7)

The scope of this study is targeting the European market, therefore, the product under study is sold and used through the European market. Sales also occur outside of the European market, which is important to note considering the impact the electricity grid mix can have on the emissions in the use phase. However, for this assessment, an average of EU-27 CO<sub>2</sub> factor from *LCA for Experts*© database version 2024.2. is applied. This factor will differ, depending on the country and share of renewables and fossil energy sources in the corresponding local electricity grid.

The use phase is bound on the application and customer usage; therefore, three duty rates have been defined (0,1%, 1% & 10%) and the overall consumption over its lifetime of 1 year. The results in this EPD express a duty rate of 10%. This range of duty rates (0,1%, 1% & 10%) is typical for leak detection, shut-off, heating installations, water inlet, steam, and laundry amongst other applications.

The scope of this study is targeted at the European market; therefore, the product under study is sold and used in Europe. To represent the European market for this assessment, the European electricity grid mix CO<sub>2</sub> factor from the *LCA for Experts* database (2024.2) is applied.

The major limitation of the impact calculations for the use phase is that the electricity grid mix in use is assumed to remain at the same carbon intensity over time. Following the plans for the decarbonization of the grid across Europe, the environmental impacts are expected to decrease over time within the course of the next 10 years. However, as decarbonization will occur in the future and as the pace of

## Overview of LCA study

---

decarbonization is uncertain, the use of the emission intensity of today's grid should prove to be a "worst-case", conservative assumption.

### End-of-life (C1-C4)

The following end-of-life procedure has been applied:

- Manual dismantling is used to separate recyclable bulk materials, e.g., bulk metals and plastics.
- Shredding is used for the remaining parts, such as printed circuit board assemblies.
- Ferrous metals, non-ferrous metals, and bulk plastics are recovered through recycling.
- The remaining materials go to either energy recovery or landfill.

In line with EN 15804+A2, only the 'net scrap' (i.e., the leftover recyclable materials remaining after inputs of recycled content required in the manufacturing phase are first satisfied) is used to calculate the benefits and loads beyond the system boundary (Module D).

For this EPD an average scenario with 50% of the product sent to recycling and 50% of the product sent to landfill (C3, C4, D) was used.

This scenario is designed to represent an average end-of-life scenario.

For the EPD this average scenario was chosen as it is assumed that it represents the majority of cases on average.

1. Recycling scenario with 100% of the product sent to recycling at the end-of-life, excluding fractions that cannot be recycled or incinerated (e.g., glass reinforcing in glass-filled plastics) and are sent to landfill.

This scenario illustrates best-case performance. It assumes a 100% collection rate and the best available recycling technologies. Under this scenario, electrical cables, and all metals, flat glass, and unreinforced plastics found within the body and chassis of the product are recycled. Printed circuit board assemblies are incinerated, and the copper and precious metals (gold, silver, palladium, and platinum) are recycled.

2. Landfill scenario with 100% of the product sent to landfill.

This scenario assumes that the whole product, including its packaging, is landfilled. It is designed to represent a poor end-of-life route where valuable resources are lost.

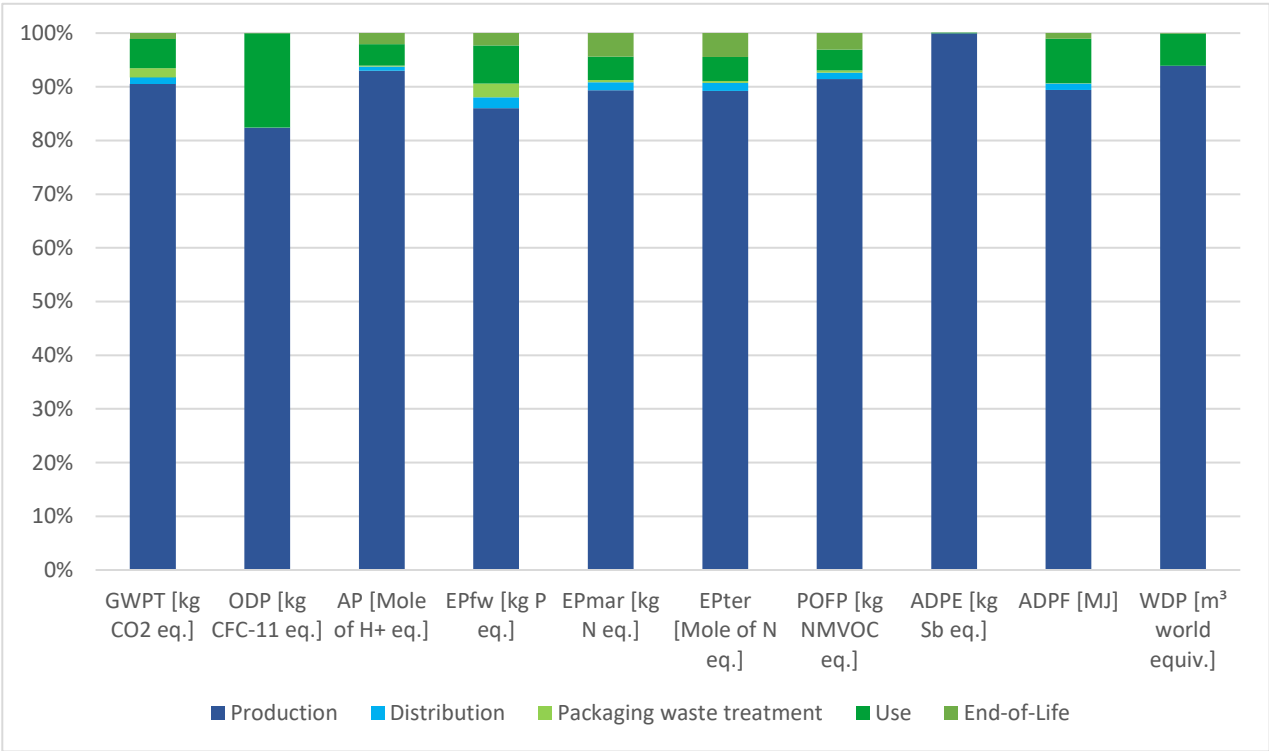
### Benefits and loads beyond the system boundary (D)

Module D considers the net benefit of recycling (including energy recovery) of materials in the product and packaging, considering losses in the recycling process and the recycled material used in the production of the product. Module D covers the two end-of-life scenarios, as described above. It does not cover energy recovery from incineration since the process used in LCA for Experts has an efficiency below 60%. Therefore, the impacts of this process are reported in module C4 and no benefits are claimed in module D.



Environmental performance

This section presents the environmental performance of a one-unit solenoid valve 042U6149 with a one-unit solenoid coil 042N7601. Figure 4 presents the environmental impact of one-unit 042U6149 with one-unit 042N7601 across several environmental impact categories (following EN 15804+A2:2019) per life cycle stage, over its full life cycle of 1 year at a 10% duty rate, including Global Warming Potential.



**Figure 4:** Breakdown of environmental impacts by life cycle stages (see Table 5 for descriptions of environmental impact indicators).

## Environmental performance

**Table 4 Environmental Impact Indicators** - over its full life cycle of 1 year at 10% duty rate

	Production	Distribution	Packaging waste treatment	Use	End-of-Life				(not included in Figure 4)
Life cycle stages based on EN 15804+A2	A1-A3	A4	A5	B6	C1	C2	C3	C4	D
Environmental Impact Indicators / Description	Manufacture of the product from 'cradle-to-gate'	Transport of the product to the customer	Installation of the product and disposal of used packaging	Use of the product 1 year at 10% duty rate	Deinstallation of the product from the site	Transport of the product to waste treatment	Processing waste for recycling	Disposal of waste that cannot be recycled (through landfill and incineration)	Potential benefits and loads beyond the system boundary due to reuse, recycling, and energy recovery
GWPT [kg CO2 eq.]	3,56E+01	4,81E-01	6,68E-01	2,16E+00	0,00E+00	4,47E-02	3,03E-01	6,87E-02	-1,08E+01
GWPF [kg CO2 eq.]	3,62E+01	4,76E-01	3,74E-02	2,13E+00	0,00E+00	4,47E-02	3,00E-01	6,85E-02	-1,08E+01
GWPB [kg CO2 eq.]	-6,31E-01	0,00E+00	6,31E-01	2,19E-02	0,00E+00	0,00E+00	0,00E+00	0,00E+00	0,00E+00
GWPLULUC [kg CO2 eq.]	7,93E-02	4,94E-03	3,04E-05	7,01E-03	0,00E+00	1,09E-06	3,10E-03	1,66E-04	-2,20E-02
ODP [kg CFC-11 eq.]	2,28E-10	7,97E-14	3,36E-14	4,84E-11	0,00E+00	5,28E-18	4,99E-14	1,14E-13	-5,54E-11
AP [Mole of H+ eq.]	1,09E-01	9,20E-04	2,07E-04	4,65E-03	0,00E+00	6,32E-05	1,90E-03	4,62E-04	-3,91E-02
EPfw [kg P eq.]	5,55E-05	1,29E-06	1,66E-06	4,56E-06	0,00E+00	9,79E-09	8,11E-07	6,71E-07	-1,09E-05
EPmar [kg N eq.]	2,31E-02	3,95E-04	1,11E-04	1,12E-03	0,00E+00	2,46E-05	9,45E-04	1,62E-04	-7,36E-03
EPter [Mole of N eq.]	2,49E-01	4,23E-03	1,01E-03	1,25E-02	0,00E+00	2,77E-04	1,03E-02	1,77E-03	-7,97E-02
POFP [kg NMVOC eq.]	6,54E-02	8,31E-04	2,79E-04	2,77E-03	0,00E+00	5,85E-05	1,77E-03	3,89E-04	-2,22E-02
ADPE [kg Sb eq.]	5,42E-03	3,19E-08	4,37E-09	4,41E-07	0,00E+00	1,61E-09	2,00E-08	3,53E-09	-2,31E-03
ADPF [MJ]	4,68E+02	6,15E+00	5,11E-01	4,33E+01	0,00E+00	6,53E-01	3,85E+00	9,46E-01	-1,28E+02
WDP [m³ world equiv.]	8,24E+00	2,20E-03	1,35E-03	5,24E-01	0,00E+00	7,63E-05	1,38E-03	4,47E-03	-2,87E+00

How to read scientific numbers:

e.g. 2,05E02 = 2,05 x 10<sup>2</sup> = 205; 2,04E-01 = 2,04 x 10<sup>-1</sup> = 0,204

## Environmental performance

**Table 5:** Environmental impact indicator descriptions

Acronym	Unit	Indicator
GWPT	kg CO <sub>2</sub> eq.	Carbon footprint (Global Warming Potential) – total
GWPF	kg CO <sub>2</sub> eq.	Carbon footprint (Global Warming Potential) – fossil
GWPB	kg CO <sub>2</sub> eq.	Carbon footprint (Global Warming Potential) – biogenic
GWPLULUC	kg CO <sub>2</sub> eq.	Carbon footprint (Global Warming Potential) – land use and land use change
ODP	kg CFC-11 eq.	Depletion potential of the stratospheric ozone layer
AP	Mole H <sup>+</sup> eq.	Acidification potential
EPfw	kg P eq.	Eutrophication potential – aquatic freshwater
EPmar	kg N eq.	Eutrophication potential – aquatic marine
EPter	Mole of N eq.	Eutrophication potential – terrestrial
POFP	kg NMVOC eq.	Summer smog (photochemical ozone formation potential)
ADPE*	kg Sb eq.	Depletion of abiotic resources – minerals and metals
ADPF*	MJ	Depletion of abiotic resources – fossil fuels
WDP*	m <sup>3</sup> world eq.	Water deprivation potential (deprivation-weighted water consumption)

Results for modules A1-A3 are specific to the product. All results from module A4 onwards should be considered as scenarios that represent one possible outcome. The true environmental performance of the product will depend on actual use.

The results in this section are relative expressions only and do not predict actual impacts, the exceeding of thresholds, safety margins, or risks. EPDs from others may not be comparable.

### Carbon footprint

The total carbon footprint (GWPT), cradle-to-grave, of the product is 3,94E+01 kg CO<sub>2</sub>-eq (A1-C4). The carbon footprint (GWPT) of production of this product, cradle-to-gate, is 3,56E+01 kg CO<sub>2</sub>-eq (A1-A3).

## Environmental performance

**Table 6:** Resource use - over its full life cycle of 1 year at 10% duty rate

	A1-A3	A4	A5	B6	C1	C2	C3	C4	D
PERE [MJ]	1,68E+02	4,64E-01	3,50E-02	2,96E+01	0,00E+00	2,15E-03	2,90E-01	1,05E-01	-3,28E+01
PERM [MJ]	5,92E-02	0,00E+00	0,00E+00	0,00E+00	0,00E+00	0,00E+00	0,00E+00	0,00E+00	0,00E+00
PERT [MJ]	1,68E+02	4,64E-01	3,50E-02	2,96E+01	0,00E+00	2,15E-03	2,90E-01	1,05E-01	-3,28E+01
PENRE [MJ]	4,66E+02	6,15E+00	5,11E-01	4,33E+01	0,00E+00	6,53E-01	3,85E+00	9,46E-01	-1,28E+02
PENRM [MJ]	1,83E+00	0,00E+00	0,00E+00	0,00E+00	0,00E+00	0,00E+00	0,00E+00	0,00E+00	0,00E+00
PENRT [MJ]	4,68E+02	6,15E+00	5,11E-01	4,33E+01	0,00E+00	6,53E-01	3,85E+00	9,46E-01	-1,28E+02
SM [kg]	4,30E-01	0,00E+00	0,00E+00	0,00E+00	0,00E+00	0,00E+00	0,00E+00	0,00E+00	0,00E+00
RSF [MJ]	0,00E+00	0,00E+00	0,00E+00	0,00E+00	0,00E+00	0,00E+00	0,00E+00	0,00E+00	0,00E+00
NRSF [MJ]	0,00E+00	0,00E+00	0,00E+00	0,00E+00	0,00E+00	0,00E+00	0,00E+00	0,00E+00	0,00E+00
FW [m3]	2,16E-01	2,29E-04	4,35E-05	2,29E-02	0,00E+00	3,45E-06	1,44E-04	1,32E-04	-6,79E-02

**Table 7:** Resource use indicator descriptions

Acronym	Unit	Indicator
PERE	MJ	Use of renewable primary energy excluding renewable primary energy resources used as raw materials
PERM	MJ	Use of renewable primary energy resources used as raw materials
PERT	MJ	Total use of renewable primary energy resources (primary energy and primary energy resources used as raw materials)
PENRE	MJ	Use of non-renewable primary energy excluding non-renewable primary energy resources used as raw materials
PENRM	MJ	Use of non-renewable primary energy resources used as raw materials
PENRT	MJ	Total use of non-renewable primary energy resources (primary energy and primary energy resources used as raw materials)
SM	kg	Use of secondary material
RSF	MJ	Use of renewable secondary fuels
NRSF	MJ	Use of non-renewable secondary fuels
FW	m <sup>3</sup>	Net use of fresh water

Environmental performance

Table 8: Waste categories and output flows - over its full life cycle of 1 year at 10% duty rate

	A1-A3	A4	A5	B6	C1	C2	C3	C4	D
HWD [kg]	4,06E-07	2,47E-10	8,47E-11	5,64E-08	0,00E+00	4,49E-12	1,55E-10	1,21E-10	-8,82E-05
NHWD [kg]	6,06E-01	8,59E-04	1,49E-01	3,36E-02	0,00E+00	6,53E-05	5,38E-04	2,63E+00	9,31E-02
RWD [kg]	2,50E-02	1,16E-05	3,51E-06	6,81E-03	0,00E+00	6,99E-07	7,27E-06	6,23E-06	-3,58E-03
CRU [kg]	0,00E+00	0,00E+00	0,00E+00	0,00E+00	0,00E+00	0,00E+00	0,00E+00	0,00E+00	0,00E+00
MFR [kg]	0,00E+00	0,00E+00	0,00E+00	0,00E+00	0,00E+00	0,00E+00	0,00E+00	2,61E+00	0,00E+00
MER [kg]	0,00E+00	0,00E+00	0,00E+00	0,00E+00	0,00E+00	0,00E+00	0,00E+00	0,00E+00	0,00E+00
EEE [MJ]	1,44E-02	0,00E+00	0,00E+00	0,00E+00	0,00E+00	0,00E+00	0,00E+00	0,00E+00	0,00E+00
EET [MJ]	0,00E+00	0,00E+00	0,00E+00	0,00E+00	0,00E+00	0,00E+00	0,00E+00	0,00E+00	0,00E+00

Table 9: Waste category and output flow descriptions

Acronym	Unit	Indicator
HWD	kg	Hazardous waste disposed
NHWD	kg	Non-hazardous waste disposed
RWD	kg	Radioactive waste disposed
CRU	kg	Components for reuse
MFR	kg	Materials for recycling
MER	kg	Materials for energy recovery
EEE	kg	Exported energy (electrical)
EET	kg	Exported energy (thermal)

## Environmental performance

**Table 10:** Additional indicators\* - over its full life cycle of 1 year at 10% duty rate

	A1-A3	A4	A5	B6	C1	C2	C3	C4	D
PM [Disease incidences]	1.57E-06	7.82E-09	1.52E-09	3.85E-08	0,00E+00	3.75E-10	1.25E-08	4.58E-09	-5.13E-07
IRP [kBq U235 eq.]	3.27E00	1.67E-03	4.58E-04	1.12E00	0,00E+00	9.90E-05	1.04E-03	7.11E-04	-2.44E-01
ETPfw [CTUe]	1.24E02	8.00E00	3.83E-01	7.33E00	0,00E+00	4.78E-01	5.01E00	8.05E-01	-3.80E01
HTPc [CTUh]	2.63E-07	1.08E-10	6.72E-12	6.88E-10	0,00E+00	8.79E-12	6.77E-11	1.30E-11	-1.37E-08
HTPnc [CTUh]	2.28E-07	6.03E-09	4.72E-10	1.45E-08	0,00E+00	2.88E-10	3.78E-09	4.51E-10	-6.22E-08
SQP [Pt]	1.35E02	2.72E00	6.38E-02	1.74E01	0,00E+00	1.67E-03	1.70E00	1.32E-01	-2.02E01
GWP-GHG [kg CO2 eq.]	3,63E+01	4,81E-01	0,00E+00	0,00E+00	0,00E+00	4,47E-02	0,00E+00	0,00E+00	0,00E+00

**Table 11:** Optional indicator descriptions

Acronym	Unit	Indicator
PM	Disease incidence	Potential incidence of disease due to particulate matter emissions
IRP**	kBq U235 eq.	Potential human exposure efficiency relative to U235
ETPfw*	CTUe	Potential Comparative Toxic Unit for Ecosystems (freshwater)
HTPc*	CTUh	Potential Comparative Toxic Unit for humans (cancer)
HTPnc*	CTUh	Potential Comparative Toxic Unit for humans (non-cancer)
SQP*	Dimensionless	Potential soil quality index

\*Disclaimer for ADPE, ADPF, WDP, ETPfw, HTPc, HTPnc, SQP: The results of these environmental impact indicators shall be used with care as the uncertainties on these results are high or as there is limited experience with the indicator.

\*\*Disclaimer for ionizing radiation: This impact category deals mainly with the eventual impact of low dose ionizing radiation on the human health of the nuclear fuel cycle. It does not consider effects due to possible nuclear accidents, occupational exposure nor radioactive waste disposal in underground facilities. Potential ionizing radiation from the soil, from radon, and some construction materials is also not measured by this indicator.

ANNEX 1

ANNEX 1 – Values only for Global Warming Potential (GWPT)

			EV220S 10-50 brass									
			kg CO <sub>2</sub> e									
			GWPT without B6 Global Warming Potential Without Use Phase	Use Phase - B6								
				Duty rate 0,1%	Duty rate 0,1%	Duty rate 0,1%	Duty rate 1%	Duty rate 1%	Duty rate 1%	Duty rate 10%	Duty rate 10%	Duty rate 10%
Size	Code number	Valve function		6,5W coil*	8W coil**	9,5W coil***	6,5W coil*	8W coil**	9,5W coil***	6,5W coil*	8W coil**	9,5W coil***
G 1/2	042U4612	Normally closed (NC)	3.08	0.02	0.02	0.03	0.18	0.22	0.26	1.76	2.16	2.57
	042U4613	Normally closed (NC)	3.08	0.02	0.02	0.03	0.18	0.22	0.26	1.76	2.16	2.57
	042U4619	Normally closed (NC)	3.08	0.02	0.02	0.03	0.18	0.22	0.26	1.76	2.16	2.57
	042U6112	Normally open (NO)	3.08	0.02	0.02	0.03	0.18	0.22	0.26	1.76	2.16	2.57
	042U6113	Normally open (NO)	3.08	0.02	0.02	0.03	0.18	0.22	0.26	1.76	2.16	2.57
G 1/4	042U4608	Normally closed (NC)	3.23	0.02	0.02	0.03	0.18	0.22	0.26	1.76	2.16	2.57
	042U4609	Normally closed (NC)	3.23	0.02	0.02	0.03	0.18	0.22	0.26	1.76	2.16	2.57
G 3/8	042U4610	Normally closed (NC)	3.23	0.02	0.02	0.03	0.18	0.22	0.26	1.76	2.16	2.57
	042U4611	Normally closed (NC)	3.23	0.02	0.02	0.03	0.18	0.22	0.26	1.76	2.16	2.57
	042U6110	Normally open (NO)	3.23	0.02	0.02	0.03	0.18	0.22	0.26	1.76	2.16	2.57
	042U6111	Normally open (NO)	3.23	0.02	0.02	0.03	0.18	0.22	0.26	1.76	2.16	2.57
G 1/4	042U6108	Normally open (NO)	3.36	0.02	0.02	0.03	0.18	0.22	0.26	1.76	2.16	2.57
	042U6109	Normally open (NO)	3.37	0.02	0.02	0.03	0.18	0.22	0.26	1.76	2.16	2.57
G 3/4	042U4617	Normally closed (NC)	3.85	0.02	0.02	0.03	0.18	0.22	0.26	1.76	2.16	2.57
	042U4618	Normally closed (NC)	3.85	0.02	0.02	0.03	0.18	0.22	0.26	1.76	2.16	2.57
	042U6116	Normally open (NO)	4.01	0.02	0.02	0.03	0.18	0.22	0.26	1.76	2.16	2.57
	042U6117	Normally open (NO)	4.03	0.02	0.02	0.03	0.18	0.22	0.26	1.76	2.16	2.57
G 1/2	042U4614	Normally closed (NC)	4.13	0.02	0.02	0.03	0.18	0.22	0.26	1.76	2.16	2.57
	042U4615	Normally closed (NC)	4.16	0.02	0.02	0.03	0.18	0.22	0.26	1.76	2.16	2.57
	042U6114	Normally open (NO)	4.16	0.02	0.02	0.03	0.18	0.22	0.26	1.76	2.16	2.57

## ANNEX 1

G 3/4	042U491719	Normally closed (NC)	4.19	0.02	0.02	0.03	0.18	0.22	0.26	1.76	2.16	2.57
	042U491732	Normally closed (NC)	4.19	0.02	0.02	0.03	0.18	0.22	0.26	1.76	2.16	2.57
	042U651732	Normally open (NO)	4.22	0.02	0.02	0.03	0.18	0.22	0.26	1.76	2.16	2.57
	042U651719	Normally open (NO)	4.24	0.02	0.02	0.03	0.18	0.22	0.26	1.76	2.16	2.57
G 1/2	042U6115	Normally open (NO)	4.32	0.02	0.02	0.03	0.18	0.22	0.26	1.76	2.16	2.57
	042U651432	Normally open (NO)	4.46	0.02	0.02	0.03	0.18	0.22	0.26	1.76	2.16	2.57
	042U651419	Normally open (NO)	4.48	0.02	0.02	0.03	0.18	0.22	0.26	1.76	2.16	2.57
	042U491432	Normally closed (NC)	4.48	0.02	0.02	0.03	0.18	0.22	0.26	1.76	2.16	2.57
	042U491419	Normally closed (NC)	4.49	0.02	0.02	0.03	0.18	0.22	0.26	1.76	2.16	2.57
G 1	042U4620	Normally closed (NC)	7.10	0.02	0.02	0.03	0.18	0.22	0.26	1.76	2.16	2.57
	042U4622	Normally closed (NC)	7.10	0.02	0.02	0.03	0.18	0.22	0.26	1.76	2.16	2.57
	042U4623	Normally closed (NC)	7.18	0.02	0.02	0.03	0.18	0.22	0.26	1.76	2.16	2.57
	042U6122	Normally open (NO)	7.23	0.02	0.02	0.03	0.18	0.22	0.26	1.76	2.16	2.57
	042U6121	Normally open (NO)	7.24	0.02	0.02	0.03	0.18	0.22	0.26	1.76	2.16	2.57
	042U492219	Normally closed (NC)	7.33	0.02	0.02	0.03	0.18	0.22	0.26	1.76	2.16	2.57
	042U652232	Normally open (NO)	7.34	0.02	0.02	0.03	0.18	0.22	0.26	1.76	2.16	2.57
	042U492232	Normally closed (NC)	7.36	0.02	0.02	0.03	0.18	0.22	0.26	1.76	2.16	2.57
	042U652219	Normally open (NO)	7.72	0.02	0.02	0.03	0.18	0.22	0.26	1.76	2.16	2.57
	042U4625	Normally closed (NC)	11.30	0.02	0.02	0.03	0.18	0.22	0.26	1.76	2.16	2.57
G 1 1/4	042U4633	Normally closed (NC)	16.51	0.02	0.02	0.03	0.18	0.22	0.26	1.76	2.16	2.57
	042U4632	Normally closed (NC)	16.57	0.02	0.02	0.03	0.18	0.22	0.26	1.76	2.16	2.57
	042U6132	Normally open (NO)	16.57	0.02	0.02	0.03	0.18	0.22	0.26	1.76	2.16	2.57
	042U6131	Normally open (NO)	16.64	0.02	0.02	0.03	0.18	0.22	0.26	1.76	2.16	2.57
	042U493232	Normally closed (NC)	16.72	0.02	0.02	0.03	0.18	0.22	0.26	1.76	2.16	2.57
G 1 1/2	042U6140	Normally open (NO)	24.96	0.02	0.02	0.03	0.18	0.22	0.26	1.76	2.16	2.57
	042U4640	Normally closed (NC)	25.23	0.02	0.02	0.03	0.18	0.22	0.26	1.76	2.16	2.57
	042U4641	Normally closed (NC)	25.38	0.02	0.02	0.03	0.18	0.22	0.26	1.76	2.16	2.57
	042U494032	Normally closed (NC)	25.42	0.02	0.02	0.03	0.18	0.22	0.26	1.76	2.16	2.57
	042U6139	Normally open (NO)	26.01	0.02	0.02	0.03	0.18	0.22	0.26	1.76	2.16	2.57
G 2	042U4650	Normally closed (NC)	35.01	0.02	0.02	0.03	0.18	0.22	0.26	1.76	2.16	2.57
	042U6150	Normally open (NO)	36.52	0.02	0.02	0.03	0.18	0.22	0.26	1.76	2.16	2.57
	042U4621	Normally closed (NC)	36.56	0.02	0.02	0.03	0.18	0.22	0.26	1.76	2.16	2.57



## ANNEX 1

	042U4651	Normally closed (NC)	36.68	0.02	0.02	0.03	0.18	0.22	0.26	1.76	2.16	2.57
	042U495032	Normally closed (NC)	36.84	0.02	0.02	0.03	0.18	0.22	0.26	1.76	2.16	2.57
	<b>042U6149</b>	Normally open (NO)	37.21	0.02	0.02	0.03	0.18	0.22	0.26	1.76	2.16	2.57

\* Represented by 6,5W 24 V DC coil (042N7617)

\*\* Represented by 8W 230 V 50/60 Hz coil (042N7601)

\*\*\* Represented by 9,5W 24 V 50/60 Hz coil (042N7608)

### How to read the table and determine the GWPT (Global Warming Potential Total) of the valve and coil based on the duty rate.

1. Identify the code number for the specific valve size
2. Determine what type of coil is used (6,5W coil or 8W coil or 9,5W coil)
3. Determine what duty rate will be used (0,1%, 1%, 10%)
4. Add up the value from GWPT (A1-C4 without B6) corresponding to the code number and the value from the coil with its specific duty rate

**Example 0:** Global Warming Potential Total (GWPT) [kg CO<sub>2</sub> eq.]

042U4621 with a 6,5W coil at 10% duty rate

Sales code: 042U4621

GWPT A1-C4 without B6: 36,56 kgCO<sub>2</sub>eq (refer table Annex 1)

6,5W coil at 10% duty rate Use phase B6: 1,76 kgCO<sub>2</sub>eq (refer table Annex 1)

Climate change A1-C4 : GWPT A1-C4 without B6 + B6 use phase duty rate 6,5 W coil 10% = 36,56 + 1,76 kgCO<sub>2</sub>eq = **38,32 kgCO<sub>2</sub> total (GWPT)**

## ANNEX 2

**ANNEX 2** – Factors to determine the rest of environmental impact indicators (ODP, AP, EPfw, EPmar, EPter, POFP, ADPE, ADPF, WDP)

				EV220S 10-50 brass									
				Factors									
				****Fact or for A1- A3, A4, A5, C1- C4 and modle D without B6 -	Use Phase Factor - B6								
					Duty rate 0,1%	Duty rate 0,1%	Duty rate 0,1%	Duty rate 1%	Duty rate 1%	Duty rate 1%	Duty rate 10%	Duty rate 10%	Duty rate 10%
Size	Code number	Valve function	Weight with packaging [kg] (valve + coil)		6,5W coil*	8W coil**	9,5W coil***	6,5W coil*	8W coil**	9,5W coil***	6,5W coil*	8W coil**	9,5W coil***
G 1/2	042U4612	Normally closed (NC)	0.400	0.08	0.008	0.010	0.012	0.08	0.10	0.12	0.81	1.00	1.19
	042U4613	Normally closed (NC)	0.400	0.08	0.008	0.010	0.012	0.08	0.10	0.12	0.81	1.00	1.19
	042U4619	Normally closed (NC)	0.400	0.08	0.008	0.010	0.012	0.08	0.10	0.12	0.81	1.00	1.19
	042U6112	Normally open (NO)	0.400	0.08	0.008	0.010	0.012	0.08	0.10	0.12	0.81	1.00	1.19
	042U6113	Normally open (NO)	0.400	0.08	0.008	0.010	0.012	0.08	0.10	0.12	0.81	1.00	1.19
G 1/4	042U4608	Normally closed (NC)	0.420	0.09	0.008	0.010	0.012	0.08	0.10	0.12	0.81	1.00	1.19
	042U4609	Normally closed (NC)	0.420	0.09	0.008	0.010	0.012	0.08	0.10	0.12	0.81	1.00	1.19
G 3/8	042U4610	Normally closed (NC)	0.420	0.09	0.008	0.010	0.012	0.08	0.10	0.12	0.81	1.00	1.19
	042U4611	Normally closed (NC)	0.420	0.09	0.008	0.010	0.012	0.08	0.10	0.12	0.81	1.00	1.19
	042U6110	Normally open (NO)	0.420	0.09	0.008	0.010	0.012	0.08	0.10	0.12	0.81	1.00	1.19
	042U6111	Normally open (NO)	0.420	0.09	0.008	0.010	0.012	0.08	0.10	0.12	0.81	1.00	1.19
G 1/4	042U6108	Normally open (NO)	0.437	0.09	0.008	0.010	0.012	0.08	0.10	0.12	0.81	1.00	1.19
	042U6109	Normally open (NO)	0.438	0.09	0.008	0.010	0.012	0.08	0.10	0.12	0.81	1.00	1.19
G 3/4	042U4617	Normally closed (NC)	0.500	0.10	0.008	0.010	0.012	0.08	0.10	0.12	0.81	1.00	1.19
	042U4618	Normally closed (NC)	0.500	0.10	0.008	0.010	0.012	0.08	0.10	0.12	0.81	1.00	1.19
	042U6116	Normally open (NO)	0.521	0.11	0.008	0.010	0.012	0.08	0.10	0.12	0.81	1.00	1.19
	042U6117	Normally open (NO)	0.524	0.11	0.008	0.010	0.012	0.08	0.10	0.12	0.81	1.00	1.19

## ANNEX 2

G 1/2	042U4614	Normally closed (NC)	0.537	0.11	0.008	0.010	0.012	0.08	0.10	0.12	0.81	1.00	1.19
	042U4615	Normally closed (NC)	0.540	0.11	0.008	0.010	0.012	0.08	0.10	0.12	0.81	1.00	1.19
	042U6114	Normally open (NO)	0.540	0.11	0.008	0.010	0.012	0.08	0.10	0.12	0.81	1.00	1.19
G 3/4	042U491719	Normally closed (NC)	0.544	0.11	0.008	0.010	0.012	0.08	0.10	0.12	0.81	1.00	1.19
	042U491732	Normally closed (NC)	0.545	0.11	0.008	0.010	0.012	0.08	0.10	0.12	0.81	1.00	1.19
	042U651732	Normally open (NO)	0.548	0.11	0.008	0.010	0.012	0.08	0.10	0.12	0.81	1.00	1.19
	042U651719	Normally open (NO)	0.551	0.11	0.008	0.010	0.012	0.08	0.10	0.12	0.81	1.00	1.19
G 1/2	042U6115	Normally open (NO)	0.561	0.12	0.008	0.010	0.012	0.08	0.10	0.12	0.81	1.00	1.19
	042U651432	Normally open (NO)	0.580	0.12	0.008	0.010	0.012	0.08	0.10	0.12	0.81	1.00	1.19
	042U651419	Normally open (NO)	0.582	0.12	0.008	0.010	0.012	0.08	0.10	0.12	0.81	1.00	1.19
	042U491432	Normally closed (NC)	0.582	0.12	0.008	0.010	0.012	0.08	0.10	0.12	0.81	1.00	1.19
	042U491419	Normally closed (NC)	0.583	0.12	0.008	0.010	0.012	0.08	0.10	0.12	0.81	1.00	1.19
G 1	042U4620	Normally closed (NC)	0.923	0.19	0.008	0.010	0.012	0.08	0.10	0.12	0.81	1.00	1.19
	042U4622	Normally closed (NC)	0.923	0.19	0.008	0.010	0.012	0.08	0.10	0.12	0.81	1.00	1.19
	042U4623	Normally closed (NC)	0.933	0.19	0.008	0.010	0.012	0.08	0.10	0.12	0.81	1.00	1.19
	042U6122	Normally open (NO)	0.939	0.19	0.008	0.010	0.012	0.08	0.10	0.12	0.81	1.00	1.19
	042U6121	Normally open (NO)	0.941	0.19	0.008	0.010	0.012	0.08	0.10	0.12	0.81	1.00	1.19
	042U492219	Normally closed (NC)	0.952	0.20	0.008	0.010	0.012	0.08	0.10	0.12	0.81	1.00	1.19
	042U652232	Normally open (NO)	0.953	0.20	0.008	0.010	0.012	0.08	0.10	0.12	0.81	1.00	1.19
	042U492232	Normally closed (NC)	0.956	0.20	0.008	0.010	0.012	0.08	0.10	0.12	0.81	1.00	1.19
	042U652219	Normally open (NO)	1.003	0.21	0.008	0.010	0.012	0.08	0.10	0.12	0.81	1.00	1.19
	042U4625	Normally closed (NC)	1.468	0.30	0.008	0.010	0.012	0.08	0.10	0.12	0.81	1.00	1.19
G 1 1/4	042U4633	Normally closed (NC)	2.145	0.44	0.008	0.010	0.012	0.08	0.10	0.12	0.81	1.00	1.19
	042U4632	Normally closed (NC)	2.153	0.45	0.008	0.010	0.012	0.08	0.10	0.12	0.81	1.00	1.19
	042U6132	Normally open (NO)	2.153	0.45	0.008	0.010	0.012	0.08	0.10	0.12	0.81	1.00	1.19
	042U6131	Normally open (NO)	2.162	0.45	0.008	0.010	0.012	0.08	0.10	0.12	0.81	1.00	1.19
	042U493232	Normally closed (NC)	2.172	0.45	0.008	0.010	0.012	0.08	0.10	0.12	0.81	1.00	1.19
	042U6140	Normally open (NO)	3.243	0.67	0.008	0.010	0.012	0.08	0.10	0.12	0.81	1.00	1.19

## ANNEX 2

G 1 1/2	042U4640	Normally closed (NC)	3.278	0.68	0.008	0.010	0.012	0.08	0.10	0.12	0.81	1.00	1.19
	042U4641	Normally closed (NC)	3.297	0.68	0.008	0.010	0.012	0.08	0.10	0.12	0.81	1.00	1.19
	042U494032	Normally closed (NC)	3.303	0.68	0.008	0.010	0.012	0.08	0.10	0.12	0.81	1.00	1.19
	042U6139	Normally open (NO)	3.379	0.70	0.008	0.010	0.012	0.08	0.10	0.12	0.81	1.00	1.19
G 2	042U4650	Normally closed (NC)	4.548	0.94	0.008	0.010	0.012	0.08	0.10	0.12	0.81	1.00	1.19
	042U6150	Normally open (NO)	4.745	0.98	0.008	0.010	0.012	0.08	0.10	0.12	0.81	1.00	1.19
	042U4621	Normally closed (NC)	4.750	0.98	0.008	0.010	0.012	0.08	0.10	0.12	0.81	1.00	1.19
	042U4651	Normally closed (NC)	4.765	0.99	0.008	0.010	0.012	0.08	0.10	0.12	0.81	1.00	1.19
	042U495032	Normally closed (NC)	4.786	0.99	0.008	0.010	0.012	0.08	0.10	0.12	0.81	1.00	1.19
	<b>042U6149</b>	Normally open (NO)	<b>4.835</b>	1.00	0.008	0.010	0.012	0.08	0.10	0.12	0.81	1.00	1.19

 -Reference products used in the EPD

\* Represented by 6,5W 24 V DC coil (042N7617)

\*\* Represented by 8W 230 V 50/60 Hz coil (042N7601)

\*\*\* Represented by 9,5W 24 V 50/60 Hz coil (042N7608)

\*\*\*\*Scaling factors were calculated by dividing the weight of each respective product by the weight of the heaviest item in the group.

How to read the table and determine the rest of the environmental impact indicators for GWP of the valve/coil and use phase.

1. Identify the code number for the specific valve
2. Determine what type of coil is used (6,5W coil or 8W coil or 9,5W coil)
3. Determine what duty rate will be used (0,1%, 1%, 10%)
4. Multiply the specific GWPT(A1-C4) without the B6 **Factor** corresponding to the code number with the specific environmental impact indicator from Table 4 **Excluding B6**
5. Based on points 2 & 3 Factor multiply the corresponding factor with the specific environmental impact indicator (same as point 4) B6
6. Add the values from point 4&5.

## ANNEX 2

### Example 1 - Depletion potential of the stratospheric ozone layer (ODP) [kg CFC-11 eq.]

042U4621 with a 6,5W coil at 10% duty rate

Sales code: 042U4621

Conversion factor: 0,98 (refer table Annex 2)

6,5W coil at 10% duty rate factor: 0,81 (refer table Annex 2)

$0,98*((A1-A3)+A4+A5+C1+C2+C3+C4)+ 0,81*B6 = 0,98*(2,28E-10+7,97E-14+3,36E-14+0,00E+00+5,28E-18+4,99E-14+1,14E-13)+0,81*4,84E-11 = 2,24E-10 + 3,92E-11 \rightarrow \mathbf{2,63E-10 \text{ kg CFC-11 eq}}$  over its life cycle

OR

You could calculate for individual life cycle stages without doing the SUM of (A1-A3) to D, and instead pick individual values associated with the life cycle stage.

Extract from Table 4

Life cycle stages based on EN 15804+A2	A1-A3	A4	A5	B6	C1	C2	C3	C4	D
ODP [kg CFC-11 eq.]	2,28E-10	7,97E-14	3,36E-14	4,84E-11	0,00E+00	5,28E-18	4,99E-14	1,14E-13	-5,54E-11

### Example 2 - Acidification potential (AP) [Mole H+ eq.]

042U4621 with a 6,5W coil at 10% duty rate

Sales code: 042U4621

Conversion factor: 0,98 (refer table Annex 2)

6,5W coil at 10% duty rate factor: 0,81 (refer table Annex 2)

$0,98*((A1-A3)+A4+A5+C1+C2+C3+C4)+ 0,81*B6 = 0,98*(1,09E-01+9,20E-04+2,07E-04+0,00E+00+6,32E-05+1,90E-03+4,62E-04)+ 0,81*4,65E-03 = 1,10E-01 + 3,77E-03 \rightarrow \mathbf{1,14E-01 \text{ Mole H+ eq}}$  over its life cycle

OR

## ANNEX 2

You could calculate for individual life cycle stages without doing the SUM of (A1-A3) to D, and instead pick individual values associated with the life cycle stage.

Extract from Table 4

Life cycle stages based on EN 15804+A2	A1-A3	A4	A5	B6	C1	C2	C3	C4	D
AP [Mole of H+ eq.]	1,09E-01	9,20E-04	2,07E-04	4,65E-03	0,00E+00	6,32E-05	1,90E-03	4,62E-04	-3,91E-02

### Example 3 - Eutrophication potential – aquatic freshwater (EP<sub>fw</sub>) [kg P eq.]

042U4621 with a 6,5W coil at 10% duty rate

Sales code: 042U4621

Conversion factor: 0,98 (refer table Annex 2)

6,5W coil at 10% duty rate factor: 0,81 (refer table Annex 2)

$0,98*((A1-A3)+A4+A5+C1+C2+C3+C4)+ 0,81*B6 = 0,98*(5,55E-05+1,29E-06+1,66E-06+0,00E+00+9,79E-09+8,11E-07+6,71E-07)+0,81*4,56E-06 = 5,87E-05 + 3,69E-06 \rightarrow \mathbf{6,24E-05 \text{ kg P eq}}$  over its life cycle

OR

You could calculate for individual life cycle stages without doing the SUM of (A1-A3) to D, and instead pick individual values associated with the life cycle stage.

Extract from Table 4

Life cycle stages based on EN 15804+A2	A1-A3	A4	A5	B6	C1	C2	C3	C4	D
EP <sub>fw</sub> [kg P eq.]	5,55E-05	1,29E-06	1,66E-06	4,56E-06	0,00E+00	9,79E-09	8,11E-07	6,71E-07	-1,09E-05

## References

- CEN (2019). *EN 15804:2012+A2:2019: Sustainability of construction works – Environmental product declarations – Core rules for the product category of construction products*. Brussels, Belgium: European Committee for Standardization.
- Danfoss (2022). *Danfoss Product Category Rules: Environmental Product Declarations for Danfoss Products*. Nordborg, Denmark: Danfoss A/S.
- ISO (2006a). *ISO 14025:2006: Environmental labels and declarations – Type III environmental declarations – Principles and procedures*. Geneva, Switzerland: International Organization for Standardization.
- ISO (2006b). *ISO 14040:2006: Environmental management – Life cycle assessment – Principles and framework*. Geneva, Switzerland: International Organization for Standardization.
- ISO (2006c). *ISO 14044:2006: Environmental management – Life cycle assessment – Requirements and guidelines*. Geneva, Switzerland: International Organization for Standardization.

### Danfoss Climate Solutions A/S

Any information, including, but not limited to information on selection of product, its application or use, product design, weight, dimensions, capacity or any other technical data in product manuals, catalogues descriptions, advertisements, etc. and whether made available in writing, orally, electronically, online or via download, shall be considered informative, and is only binding if and to the extent, explicit reference is made in a quotation or order confirmation. Danfoss cannot accept any responsibility for possible errors in catalogues, brochures, videos and other material. Danfoss reserves the right to alter its products without notice. This also applies to products ordered but not delivered provided that such alterations can be made without changes to form, fit or function of the product. All trademarks in this material are property of Danfoss A/S or Danfoss group companies. Danfoss and the Danfoss logo are trademarks of Danfoss A/S. All rights reserved.

BI531636834873en-000101

© Danfoss | 2025.07