



Pressure transmitter

DST P070

Description

The Danfoss DST P070 series pressure transmitter is designed for demanding air conditioning and heat pump applications. Drawn from over 30 years of experience with MEMS pressure sensing, the DST P070 offers reliable performance in a compact design.

Features & benefits

- Hermetically sealed media interface
- Compatible with R290, R32 and other HFC/HFO refrigerants
- Reliable performance
- Small and compact design
- Low heat conduction Bi-metal solder tube (Copper/Stainless Steel)

Ordering

Product code numbers

Standard ordering type

Type	Operating range [bar]	Units	Color code electrical connector	Output signal	Focus temperature range (1% TEB) [°C]	Pressure port	Code no. I-Pack
DST P070	0 – 10	bar sg (Pe)	Green	Ratiometric	-30 – 60	Solder tube	074G4001
DST P070	0 – 15	bar sg (Pe)	Green	Ratiometric	-30 – 60	Solder tube	074G4022
DST P070	0 – 19	bar sg (Pe)	Green	Ratiometric	-30 – 60	Solder tube	074G4002
DST P070	0 – 19	bar sg (Pe)	Green	Ratiometric	-30 – 60	Female flare ⁽¹⁾	074G4003
DST P070	0 – 34	bar sg (Pe)	Black	Ratiometric	20 – 100	Solder tube	074G4004
DST P070	0 – 34	bar sg (Pe)	Black	Ratiometric	20 – 100	Female flare ⁽¹⁾	074G4005
DST P070	0 – 35	bar sg (Pe)	Black	Ratiometric	20 – 100	Solder tube	074G4015
DST P070	0 – 40	bar sg (Pe)	Black	Ratiometric	20 – 100	Solder tube	074G4017

⁽¹⁾ ¼" are with a deflator pin

Accessories code numbers

Cable accessories

Type	Description	Qty/Box [pcs]	Code no. I-Pack
Cable with Metri-Pack 150 (Round) mating connector	1.0 m with PVC tube	100	060G8195
Cable with Metri-Pack 150 (Round) mating connector	0.8 m with PVC tube	60	060G8085
Cable with Metri-Pack 150 (Round) mating connector	1.3 m with PVC tube	60	060G8086
Cable with Metri-Pack 150 (Round) mating connector	1.7 m with PVC tube	100	060G8193
Cable with Metri-Pack 150 (Round) mating connector	1.0 m with jacket and molded connector	20	060G8328
Cable with Metri-Pack 150 (Round) mating connector	2.0 m with jacket and molded connector	20	060G8329

For more option and info, Please go to <https://store.danfoss.com>

Product details

General data

Technical data

Total error band⁽³⁾	Typical total error band Low pressure $\pm 1\%$ FS (-30 – 60 °C) High pressure $\pm 1\%$ FS (20 – 100 °C)
Durability, P: 10 – 110%	10×10^6 cycles

Overload and burst pressure

Overload pressure⁽³⁾	Low pressure: 3 x FS (up to 60 bar) High pressure: 3 x FS (up to 150 bar)
Burst pressure⁽³⁾	Low pressure: 5 x FS (up to 100 bar) High pressure: 4 x FS (up to 190 bar)
Response time	< 2 ms

Environmental conditions

Media temperature range	-40 – 135 °C ⁽¹⁾
Ambient temperature range	-40 – 85 °C
Storage temperature range	-40 – 125 °C
Voltage supply	5 V \pm 10% DC
Load [RL] (load connected to ground)	RL \geq 2 k Ω at 5 V DC
Output modes	Ratiometric (10 – 90% V _S) ⁽²⁾
Over and reverse voltage	Protected to 16 V
Short circuit	Protected to 16 V
Miswiring	Protected
EMC compatibility	EN 61000-6-3 EN 61000-6-2
ESD	IEC 61000-4-2 8 kV contact, 15 kV air
Insulation resistance	>100 M Ω at 500 V DC
Vibration resistance	11 g (50 – 2000 Hz) EN 60068-2-64
Shock resistance	500 g (half sinus, 1 ms) EN 60068-2-27
Enclosure material	AISI 304L Stainless steel and PBT (30% glass reinforced). Copper on solder tube
Material with media contact	AISI 304L Stainless steel, epoxy, ceramic. Not copper on inside solder tube. Silicon, Boro float (glass), Al ₂ O ₃ (ceramic), Epoxy, stainless steel
Refrigerants	R290, R32, R1234yf, R1234ze, R410A, R454B, R454C, R452B, R466A
Weight	Approx. 20 g for solder tube and 25 g for female flare
Enclosure with mating connector	IP67

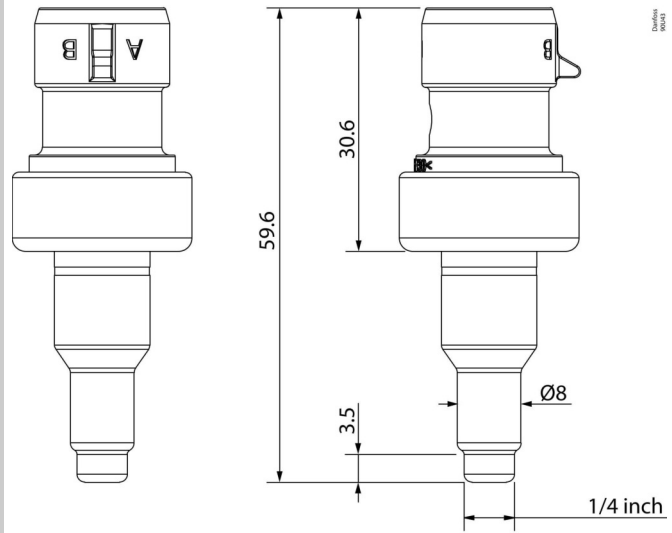
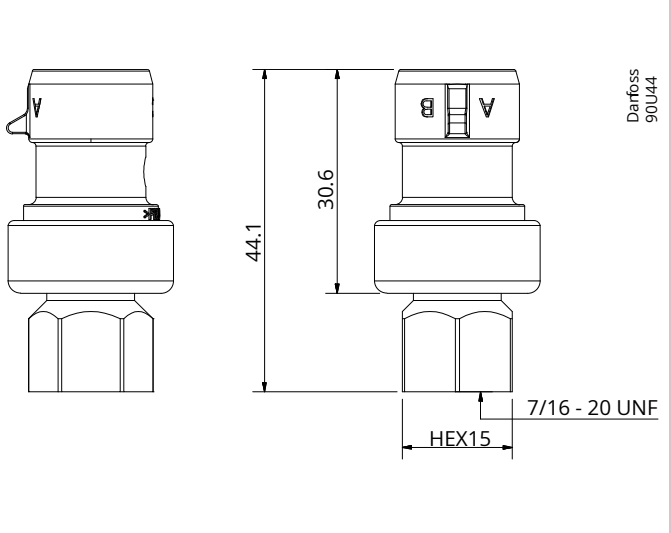
⁽¹⁾ For high media temperature over 135 °C please contact Danfoss

⁽²⁾ 4 – 20 mA version available, please contact Danfoss

⁽³⁾ Full Scale (FS), Low pressure: 0 \leq 20 bar, High pressure: 20 < 50 bar

Dimensions

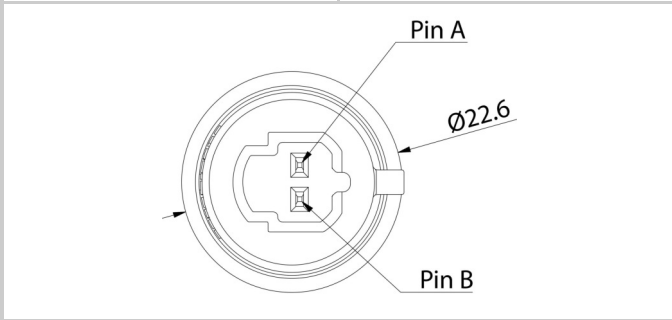
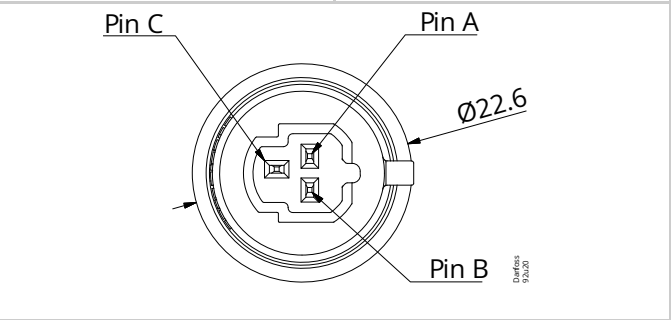
Dimensions

Solder tube	SAE Female Flare
	

Note: All dimensions are in mm if nothing else stated.

Connections

Electrical connection specifications

Output signal	4 – 20 mA	Output signal	Ratiometric
			
Pin-plating	Tin (Sn)	Pin-plating	Tin (Sn)
Pin configuration	Pin A: ÷ Supply Pin B: + Supply	Pin configuration	Pin A: ÷ Supply Pin B: + Supply Pin C: Output

Certificates, declarations and approvals

The list contains all certificates, declarations, and approvals for this product type. Individual code number may have some or all of these approvals, and certain local approvals may not appear on the list.

When you click on the link you will be directed to the latest version of the 'Declaration of Conformity'. Products developed and sold before this date of issue conform to the directives/standards in force at the time of their sale.

Approval type	Title	Certification body	Approval topic
Export Control Declaration	Refrigerant Leakage Sensor	Danfoss	
Manufacturer's Declaration	Manufacturer's declaration 074R0015.00	Danfoss	Functional Safety
Declaration of Incorporation	Statement of compliance ISO14903: 2025	KIWA	Compliance misc. Standards
Export Control Declaration	Pressure & Temperature Sensors	Danfoss	
EU Declaration	EU-declaration 074R0013.01	Danfoss	EU RoHS
Manufacturer's Declaration	Manufacturer's declaration 074R0014.01	Danfoss	PED
UA Declaration	Danfoss UA 2023-01-10 Regulators PL01 PL04	Danfoss	PED

Contact details

Online support

Danfoss offers a wide range of support along with our products, including digital information, software, mobile apps and expert guidance. See the possibilities below.



The Danfoss Design center

Discover the Design Center, our advanced digital platform that streamlines product selection. With integrated tools and enhanced type pages, it's simpler than ever to access product information and documentation, and to select the right products. Check the availability of Danfoss products at partner locations and enjoy seamless transitions from selection to purchase with our basket-to-basket functionality. Whether you're buying from our distributors or directly from the Product Store, the Design Center simplifies your experience. Learn more at: designcenter.danfoss.com.



The Danfoss product store

The Danfoss Product Store is a one-stop shop available 24/7 for our customers, no matter where you are in the world or what area of industry you work in. Browse our catalog, check product details and documentation, view your prices and product availability, and quickly finalize your purchase. Start browsing at: store.danfoss.com.



Danfoss Partner Portal/Product Data tool

Designed to support you with easy access to product data extracts, essential resources, tools, and information. The Partner Portal provides a centralized hub for product documentation, training materials, marketing assets, and technical support, ensuring you have everything you need to succeed and grow your business with Danfoss. The Partner Portal is available 24/7 at: partner.danfoss.com and is ready to support your business.



Find technical documentation

Find technical documentation you need to get your project up running. Get direct access to our official collection of data sheets, certificates and declarations, manuals and guides, 3D models and drawings, case stories, brochures, and much more. Start searching now at: documentation.danfoss.com.



Danfoss Learning

Danfoss Learning is a free online learning platform. It features courses and materials specifically designed to help engineers, installers, service technicians, and wholesalers better understand the products, applications industry topics, and trends that will help you do your job better. Find your local Danfoss website here: learning.danfoss.com.



Get local information and support

Local Danfoss websites are the main sources for help and information about our company and products. Find product availability, get the latest regional news, or connect with a nearby expert - all in your own language. Find your local Danfoss website here: danfoss.com.

Danfoss A/S

Climate Solutions . danfoss.com . +45 7488 2222

Any information, including, but not limited to information on selection of product, its application or use, product design, weight, dimensions, capacity or any other technical data in product manuals, catalogues description, advertisements, etc. and whether made available in writing, orally, electronically, online or via download, shall be considered informative, and is only binding if and to the extent, explicit reference is made in a quotation or order confirmation. Danfoss cannot accept any responsibility for possible errors in catalogues, brochures, videos and other material. Danfoss reserves the right to alter its products without notice. This also applies to products ordered but not delivered provided that such alterations can be made without changes to form, fit or function of the products. All trademarks in this material are property of Danfoss A/S or Danfoss group companies. Danfoss and the Danfoss logo are trademarks of Danfoss A/S. All rights reserved.
