

Shut-off ball valve

Type GBC M

009R9519

009R9519

Refrigerants:

R134a, R290, R32, R407C, R404A/R507, R407A, R407F, R407H, R410A, R448A, R449A, R449B, R450A, R452A, R452B, R454A, R454B, R454C, R455A, R463A, R513A, R515B, R516A, R1234ze(E), R1234yf

For complete list of approved refrigerants, go to <http://products.danfoss.com/all-products/>

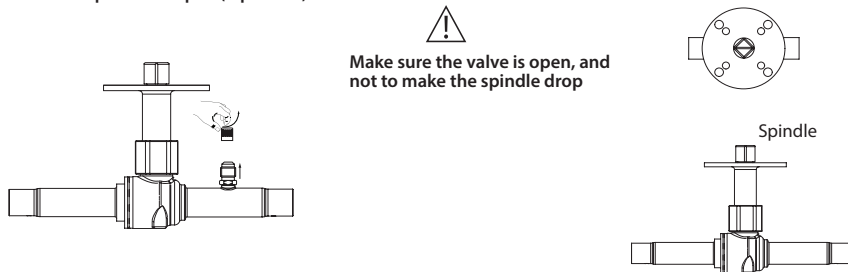
Media temperature range: -40 – 150 °C / -40 – 302 °F
Ambient temperature range: -40 – 45 °C / -40 – 113 °F

Max. working pressure:
PS/MWP: 49 bar / 710 psig

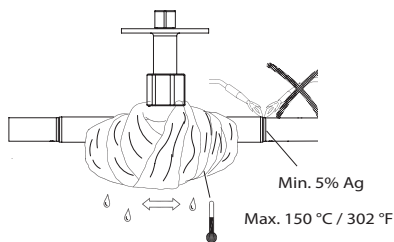
Power supply: AC/DC 95 – 265 V, AC/DC 24 V

Over voltage category: II (2.5 kV)

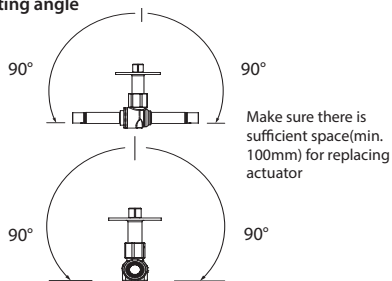
1. Remove the cap of access port (if present)



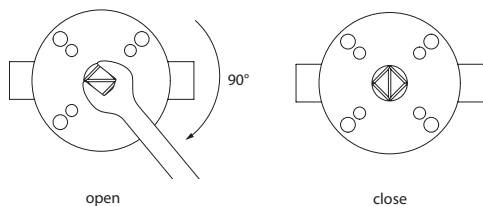
2. Brazing cooper pipe



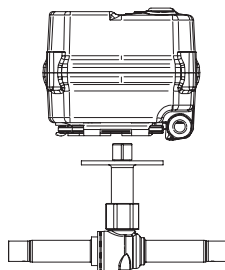
Mounting angle



3. Close the valve manually

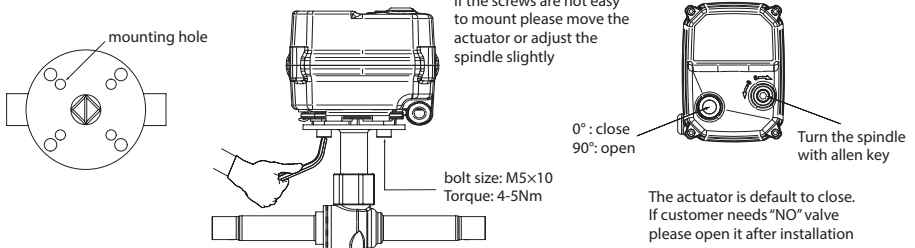


4. Put the actuator on the kit

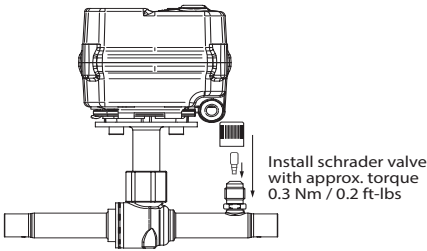


Info for UK customers only: Danfoss Ltd., 22 Wycombe End, HP9 1NB, GB

5. Mount the screws

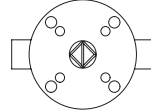


6. Install Schrader valve (if present)



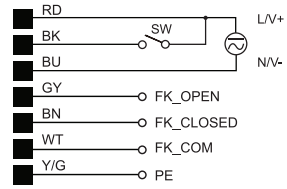
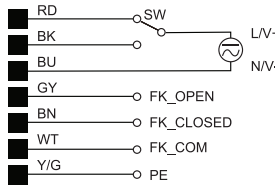
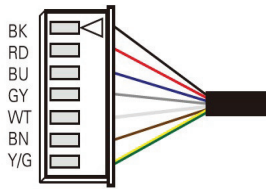
Replacing the old actuator

1. Dismantle the cable and screws, and take the old actuator off
2. Close the valve using wrench



3. Assemble the actuator on the adaptor
4. Mount the screws
5. Connect the cable

7. Connect cable



Suggest customer cut the terminal

w/o fail-safe


with fail-safe



Please note:

1. Keep the actuator away from direct sunlight and raining. If the actuator is exposed to sunlight or raining please install the protection cover.
2. Actuator is not explosion proof product.
3. Make sure the voltage of power supply is correct.
4. Suggest customer install a fuse according to operating max. current shown in data sheet.
5. Actuator with fail-safe function will restart after shut off two minutes.
6. Don't install or dismantle the actuator when power on. Customer can only adjust the actuator manually when power off.
7. After using sometime there may be some white powder in the window, it is normal and will not influence the function of actuator.

More information about GBC M



Danfoss A/S
Climate Solutions • danfoss.com • +45 7488 2222

Any information, including, but not limited to information on selection of product, its application or use, product design, weight, dimensions, capacity or any other technical data in product manuals, catalogues descriptions, advertisements, etc. and whether made available in writing, orally, electronically, online or via download, shall be considered informative, and is only binding if and to the extent, explicit reference is made in a quotation or order confirmation. Danfoss cannot accept any responsibility for possible errors in catalogues, brochures, videos and other material. Danfoss reserves the right to alter its products without notice. This also applies to products ordered but not delivered provided that such alterations can be made without changes to form, fit or function of the product.
All trademarks in this material are property of Danfoss A/S or Danfoss group companies. Danfoss and the Danfoss logo are trademarks of Danfoss A/S. All rights reserved.