

Data sheet

Electronic Ignition Units EBI4 Series

Application



The EBI4 series is electronic ignition units for intermittent ignition between 2 electrodes or 1 electrode and frame in small and medium size oil or gas burners.

Low weight and small dimensions, due to high frequency operation, makes the EBI4 series very suitable for use in modern compact burners.

EBI4

- Oil/gas burners
- 2-pole ignition
- 33% ED at 60 °C
- Top or front connection for secondary cables
- 230 V

EBI4 M

- Oil/gas burners
- 2-pole ignition
- Secondary mid-point connected to earth/frame
- 33% ED at 60 °C
- Top or front connection for secondary cables
- 230 V

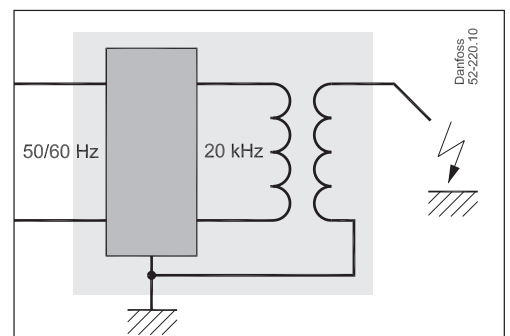
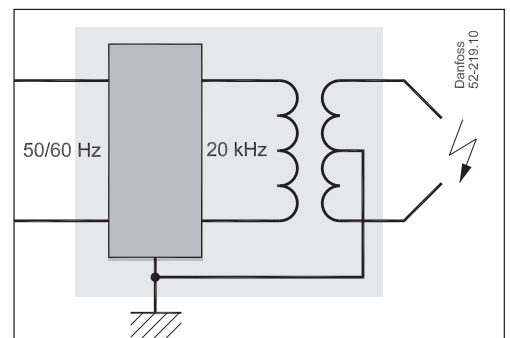
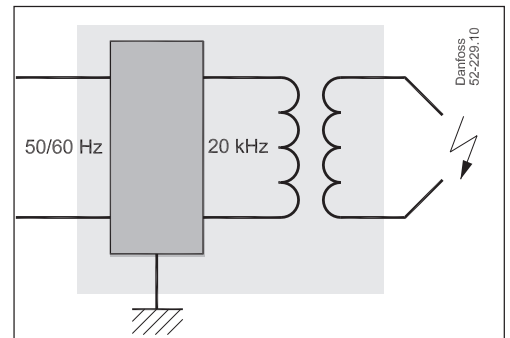
EBI4 1P

- Gas burners
- 1-pole ignition between 1 electrode and frame
- 33% ED at 60 °C
- Top or front connection for secondary cables
- 230 V

Connections with a plug on the primary side and bushes on the secondary side make installation and service quick and simple.

Applications and Features

- 1- or 2-pole ignition
- Low power consumption due to high efficiency (new technology)
- Earth connection through the primary cable
- Same dimensions and flexible mounting as the well-known EBI series
- marking in accordance with the directives: EMC, LVD, RoHS



Data sheet

Electronic Ignition Units EBI4 Series

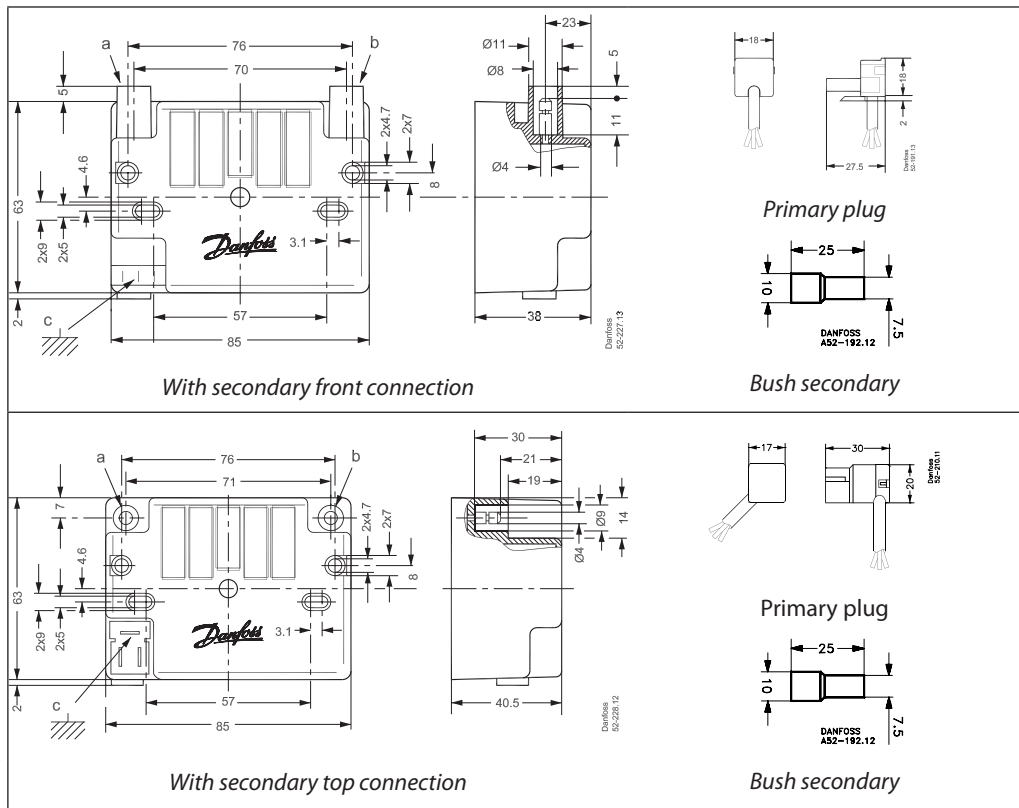
Technical data

Type	EBI4	EBI4 M	EBI4 1P
Mains connection	230 V - 0.25 A - 50/60 Hz - 60 VA		
Working range	187 - 255 V		
Main fuse	max. 10 A		
Secondary connection* Short circuit current Frequency	15 kV amp. 40 mA (rms) 20 kHz	2 × 7.5 kV amp. 40 mA (rms) 20 kHz	12 kV amp. 40 mA (rms) 20 kHz
ED in 3 minutes (cutting in)	33% at 60 °C		
Ambient temperature	-10°C to +60 °C		
Storage temperature	-25°C to +85 °C		
Enclosure	IP 40 (Not for secondary connections)		
Primary connection	<ul style="list-style-type: none"> • 3 × 0.5 mm² cable with special plug • 3 × 0.75 mm² cable with standard AMP connection 		
Secondary connections	2 × Ø4 mm plugs		1 × Ø4 mm plugs
Earth connection	Through the primary cable		
Distance between electrodes	Recommended 2.5 mm to 5.0 mm		
Weight	235 g		

* Avoid use of divergent electrodes due to risk of electrical cable break down and too high ignition voltage.

Dimensions and connections

EBI4	EBI4 M	EBI4 1P	a: Left terminal b: Right terminal c: Earth connection
a+b+c	a+b+c	a+b	



Additional documentation on burner components is available on <http://heating.danfoss.com/>

Danfoss A/S

Heating Segment • heating.danfoss.com • +45 7488 2222 • E-Mail: heating@danfoss.com

Danfoss can accept no responsibility for possible errors in catalogues, brochures and other printed material. Danfoss reserves the right to alter its products without notice. This also applies to products already on order provided that such alterations can be made without consequential changes being necessary in specifications already agreed. All trademarks in this material are property of the respective companies. Danfoss and all Danfoss logotypes are trademarks of Danfoss A/S. All rights reserved.